

# FIRE DEPARTMENT SYMBOLS FOR FIRE SAFETY PLANS DRAWINGS



**FIRE EXIT**



**ISOLATION FLOOR VALVE**



**FIRE HOSE IN CABINET**



**FIRE PULL STATION**



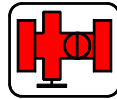
**MAIN ELECTRICAL SHUT-OFF**



**FIRE DEPT. CONNECTION**




**FIRE EXTINGUISHER**



**SPRINKLER ROOM**



**FIRE HYDRANT - PRIVATE**



**GAS METER SHUT-OFF**



**ELECTRICAL HAZARD**



**FIRE HYDRANT - PUBLIC**



**HAZARD**



**OXYGEN VALVE**



**FIRE DEPT. ENTRY**



**FIREFIGHTER TELEPHONE**



**WATER CURTAIN**



**INTERIOR DOMESTIC WATER SHUT-OFF**



**HANDICAP SYMBOL**



**RADIATION HAZARD**



**FIREFIGHTER ELEVATOR - FULL**



**FIRE ALARM ANNUNCIATOR PANEL**



**PULL STATION FOR SPECIAL SUPPRESSION**



**RANGE HOOD SUPPRESSION SYSTEM**



**FIRE ALARM CONTROL PANEL**



**AREA OF REFUGE**



**FIREFIGHTER ELEVATOR - CONVERTED**



**CENTRAL ALARM CONTROL FACILITY**



**PRESSURIZED GAS CYLINDER**



**FIRE HOSE ON RACK**



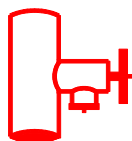
**FIRE SAFETY PLAN**



**GENERATOR**



**FIRST AID STATION/ROOM**



**STANDPIPE CONNECTION**



**AIR HORN**




**MAIN ENTRY**



**FIRE DEPT. KEY BOX**



**FIRE WALL WITH FIRE SEPARATION**



**ASSEMBLY AREA**



**ROOF HATCH**



**FIRE PUMP**