


BONUS TEAR-OUT

SOLID WASTE COLLECTION INFO

GARBAGE

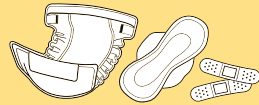
Accepted



Paper Towel, Tissue, and Napkins



Plastic Utensils and Straws



Diapers and Hygiene Products



Food Scraps

Not Accepted



Hazardous Waste



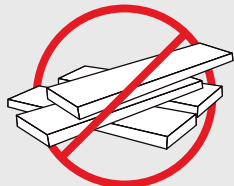
Tires, Oils, and Filters



Appliances and Electronics



Cardboard, Paper, and Containers



Wood



Drywall



Batteries



Paint



Mattresses



Medications



Yard Waste



**NOT SURE WHAT GOES WHERE?
MISSED YOUR COLLECTION DAY?**


Use the Waste Wise Kamloops app (it's free!) or search [Kamloops.ca/Recycling](https://www.kamloops.ca/Recycling)

RECYCLING

Accepted



Telephone Directories, Paper, Envelopes, Newspapers, Flyers, Catalogues, and Magazines



Boxboard, Cardboard, and Paper Bags




Aerosol Cans (empty) and Aluminum/Foil Containers



Plastic Containers



Cartons and Paper Cups



Metal Cans

Not Accepted



Foam Packaging



Glass

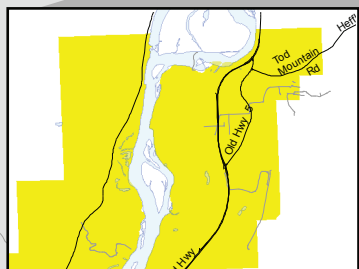


Plastic Bags and Overwrap



City of Kamloops

ZONE BOUNDARIES



COMPOST OR YARD WASTE SITE



LANDFILL SITE



CITY RECYCLING DEPOT



RECYCLE BC DEPOT

LEGEND

	ZONE 1
	ZONE 2
	ZONE 3
	ZONE 4
	ZONE 5

CINNAMON RIDGE COMPOST FACILITY AND YARD WASTE SITE

RECYCLE BC DEPOT

MISSION FLATS LANDFILL

RECYCLE BC DEPOT

KAMLOOPS RESOURCE RECOVERY CENTRE

BUNKER ROAD YARD WASTE SITE

BARNHARTVALE LANDFILL AND YARD WASTE SITE

LONDON DRUGS DEPOT

RECYCLE BC DEPOT

2021 SOLID WASTE COLLECTION SCHEDULE

ANNUAL COLLECTION DAYS AT A GLANCE

JANUARY

S	M	T	W	T	F	S
					1	2
3	4	5	6	7	8	9
10	11	12	13	14	15	16
17	18	19	20	21	22	23
24	25	26	27	28	29	30
31						

FEBRUARY

S	M	T	W	T	F	S
	1	2	3	4	5	6
7	8	9	10	11	12	13
14	15	16	17	18	19	20
21	22	23	24	25	26	27
28						

MARCH

S	M	T	W	T	F	S
	1	2	3	4	5	6
7	8	9	10	11	12	13
14	15	16	17	18	19	20
21	22	23	24	25	26	27
28	29	30	31			

APRIL

S	M	T	W	T	F	S
				1	2	3
4	5	6	7	8	9	10
11	12	13	14	15	16	17
18	19	20	21	22	23	24
25	26	27	28	29	30	

MAY

S	M	T	W	T	F	S
						1
2	3	4	5	6	7	8
9	10	11	12	13	14	15
16	17	18	19	20	21	22
23	24	25	26	27	28	29
30	31					

JUNE

S	M	T	W	T	F	S
		1	2	3	4	5
6	7	8	9	10	11	12
13	14	15	16	17	18	19
20	21	22	23	24	25	26
27	28	29	30			

JULY

S	M	T	W	T	F	S
				1	2	3
4	5	6	7	8	9	10
11	12	13	14	15	16	17
18	19	20	21	22	23	24
25	26	27	28	29	30	31

AUGUST

S	M	T	W	T	F	S
1	2	3	4	5	6	7
8	9	10	11	12	13	14
15	16	17	18	19	20	21
22	23	24	25	26	27	28
29	30	31				

SEPTEMBER

S	M	T	W	T	F	S
			1	2	3	4
5	6	7	8	9	10	11
12	13	14	15	16	17	18
19	20	21	22	23	24	25
26	27	28	29	30		

OCTOBER

S	M	T	W	T	F	S
				1	2	
3	4	5	6	7	8	9
10	11	12	13	14	15	16
17	18	19	20	21	22	23
24	25	26	27	28	29	30
31						

NOVEMBER

S	M	T	W	T	F	S
	1	2	3	4	5	6
7	8	9	10	11	12	13
14	15	16	17	18	19	20
21	22	23	24	25	26	27
28	29	30				

DECEMBER

S	M	T	W	T	F	S
			1	2	3	4
5	6	7	8	9	10	11
12	13	14	15	16	17	18
19	20	21	22	23	24	25
26	27	28	29	30	31	

MOVING?

Containers are registered with the property address, so please do not take containers with you when you move. Container change requests are to be made by registered homeowners only.



WHAT DAY IS GARBAGE AND RECYCLING DAY?

Calendar dates are colour coded to show which zone is scheduled for garbage and recycling pickup that day. Collection days advance one day after each statutory holiday.

Download the free Waste Wise Kamloops app to set reminders.

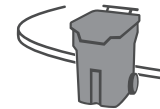


SOLID WASTE AND RECYCLING COLLECTION DAY REMINDER

ZONE 1	ZONE 2	ZONE 3	ZONE 4	ZONE 5
--------	--------	--------	--------	--------

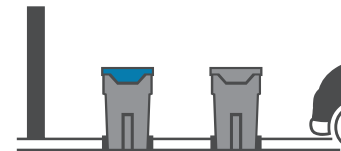
PARK IT

Wheels against the curb or just off the roadway.



POINT IT

Arrows should point to centre of road.



SPACE IT

Give at least an arm's length distance on all sides.



For damaged and missing containers or for more information, please call:

250-828-3461

HELP US SERVE YOU BETTER



Place containers at the curb by 7:00 am on collection day.



During Bear Smart Season (Apr. 1–Nov. 30), set containers out after 4:00 am, and properly manage bear attractants (Bylaw No. 40-59).



Container lids must be completely closed for pickup.



Break boxes into newspaper-sized pieces so they can fall loosely from containers into collection trucks.



Containers must be kept clean.



Secure all containers on private property on non-collection days.



Place containers in a safe location for collection, away from overhead obstacles (trees, basketball hoops, balconies), fences, and parked vehicles.



In the winter, place containers on the road side of snow piles and windrows.



Help improve collection efficiency by setting containers out for collection when they are at least half full.

