KAMLOOPS FIRE RESCUE

# Annual Report 2025

For the year ended December 31, 2025

City of Kamloops British Columbia, Canada

Canada's Tournament Capital

Highway grass fire September 2025

# TABLE OF CONTENTS

**KAMLOOPS FIRE RESCUE . . . . 4**
- Our Mission . . . . 4
- Our Vision . . . . 4
- Our Values . . . . 4
- Our Slogan . . . . 4
- Our Areas of Service . . . . 5

**FIRE CHIEF'S MESSAGE . . . . 6**

**TRENDS WE ARE WATCHING . . . . 7**
- Incidents We Responded To . . . . 8
- Medical Responses . . . . 10
- Fire and Fire-Related Responses . . . . 11
- Rescues . . . . 11

**FINANCIAL COMMITMENTS . . . . 12**
- Budget . . . . 12

**OUR PEOPLE . . . . 14**
- Health, Safety, and Wellness . . . . 14
- Recruitment, Retention, and Retirements . . . . 15
- Training . . . . 15

**SERVING OUR COMMUNITIES . . . . 16**
- Commitment to Equity, Diversity, Inclusion and Reconciliation . . . . 16
- 911 Call Answer Times . . . . 18
- Fire Inspection and Enforcement . . . . 19
- Fleet and Equipment . . . . 20

**2025 KAMLOOPS FIRE RESCUE MOMENTS . . . . 21**

Fire Station No. 6 Open House, October 2025

# KAMLOOPS FIRE RESCUE

## Our Mission

Kamloops Fire Rescue is committed to protecting our community through fire suppression, rescue, pre-hospital care, public education, and fire prevention.

## Our Vision

To consistently provide a full level of service throughout our entire community through the responsible use of our resources.

## Our Values

**Safety, Service, Public Trust, and Teamwork.**

These principles guide their commitment to protecting the community through emergency response, fire prevention, and education, often summarized by the motto:
***"Our Family Helping Your Family"***.

## Our Slogan

"Our Family Helping Your Family" is our commitment to you.

## Our Areas of Service

Kamloops Fire Rescue provides fire dispatch services to the City of Kamloops, Tḱemlúps te Secwépemc, Thompson-Nicola Regional District Fire Protection Services, and the City of Castlegar Fire Department. Our team provides a dedicated response to citizens within the Kamloops and Tḱemlúps te Secwépemc communities and motor vehicle incidents on rural or provincial roadways near or within Kamloops city limits.

There are seven fire stations within City limits—five career fire stations staffed 24/7, 365 days a year, and two paid on call stations located in the neighbourhoods of Rayleigh and Dallas/Barnhartvale where volunteers are paged to respond to an emergency. The two on call stations are supported by the career fire stations. Career stations service neighbourhoods surrounding the assigned service area to ensure that all residents receive the care required.

| Station | Areas of Service | Address | Type |
|---|---|---|---|
| Fire Station No. 1 | Downtown/Sahali | 1205 Summit Drive | Career Station |
| Fire Station No. 2 | North Shore | 1578 Tranquille Road | Career Station |
| Fire Station No. 3 | Valleyview | 1625 Valleyview Drive | Career Station |
| Fire Station No. 4 | Westsyde | 615 Porterfield Road | Career Station |
| Fire Station No. 5 | Rayleigh/Heffley Creek | Heffley Creek Road (access road to Tolko Mill site) | Paid On Call Station |
| Fire Station No. 6 | Dallas/Barnhartvale | 5300 Dallas Drive | Paid On Call Station |
| Fire Station No. 7 | Aberdeen | 1301 Aberdeen Drive | Career Station |

| Division | 2024 | 2025 |
|---|---|---|
| Administration | 1 - Fire Chief<br>1 - Deputy Chief<br>3 - Assistant Chiefs<br>1 - Office Services Support | 1 - Fire Chief<br>1 - Deputy Chief<br>3 - Assistant Chiefs<br>1 - Office Services Support |
| Dispatch | 8 - Emergency Communications Operators<br>4 - Casual Emergency Communications Operators<br>1 - Lead Communications Operator | 8 - Emergency Communications Operators<br>4 - Casual Emergency Communications Operators<br>1 - Lead Communications Operator |
| Fire Prevention | 1- Chief Fire Prevention Officer<br>2 - Fire Inspector/Investigators<br>1 - Project Coordinator/Investigator<br>1 - Life Safety Educator/Investigator | 1 - Chief Fire Prevention Officer<br>2 - Fire Inspector/Investigators<br>1 - Project Coordinator/Investigator<br>1 - Life Safety Educator/Investigator |
| Fleet and Equipment | 1 - Lead Mechanic<br>1 - Mechanic | 1 - Lead Mechanic<br>1 - Mechanic |
| Operations (Frontline Firefighters) | 19 - Paid On-Call (Stations 5, 6)<br>116 - Career (Stations 1, 2, 3, 4, 7) | 19 - Paid On-Call (Stations 5, 6)<br>116 - Career (Stations 1, 2, 3, 4, 7) |
| Training | 1 - Chief Training Officer<br>1 - Training Officer | 1 - Chief Training Officer<br>1 - Training Officer |
| **Total Staff** | **163** | **163** |

## FIRE CHIEF'S MESSAGE

Fire Chief Ken Uzeloc

I am pleased to present the Kamloops Fire Rescue Service Annual Report for 2025, highlighting our accomplishments, performance trends, and the dedicated work carried out by our members over the past year.

In 2025, requests for service stabilized after several years of growth, totalling **10,443** calls and representing a slight decrease of **3.5%** from 2024. While the number of medical calls responded to by Kamloops Fire Rescue declined by **3.3% (6,888 incidents)**, interface fires increased by 184.6%. Medical calls accounted for **66%** of all responses, totalling **6,888** incidents. Fire and fire-related calls also increased overall by **1.7%**, including a **4.3%** increase in false alarms and a **12.1%** decrease in actual fires compared to 2024. All other incident categories, except "other," experienced increases in call volume, keeping overall demand close to the previous year.

The year also marked several significant changes in how our service operates and delivers service. In 2025, we transitioned from a traditional shift schedule of two 10-hour day shifts, two 14-hour night shifts, and four days off to a 24-hour shift model. Under this model, suppression crews work 24 hours on, 24 hours off, 24 hours on, followed by five days off. This three-year trial was the result of collective bargaining and is grounded in a focus on improving our firefighters' health and well-being. In December, Kamloops Fire Rescue officially transitioned from a first responder medical response model to an emergency medical responder model. This change followed two years of careful planning to ensure sufficient training, appropriate equipment, and effective protocols were in place. We look forward to evaluating the outcomes of this transition and the benefits it brings to our citizens, our members, and our partners at BC Emergency Health Services.

Kamloops Fire Rescue continues to experience increasing requests to participate in community events throughout the city. In 2025, our members proudly represented the service at Overlander Days, the Polar Plunge, Emergency Services Day, McHappy Day, Truth and Reconciliation and Orange Shirt Day, the Valleyview Block Party, the North Shore Business Improvement Association Christmas Celebration, Remembrance Day, and the Santa Claus and Pride parades. This strong community presence reflects the reputation of Kamloops Fire Rescue and our deep connection to the communities we serve.

I am extremely proud to serve as Fire Chief in Kamloops and to work alongside such a dedicated, professional, and service-oriented team. Our members demonstrate their commitment every day through their actions and their service to our community. I am frequently stopped or contacted by residents who wish to share their appreciation for the work Kamloops Fire Rescue does. These moments reflect how our members live our values and uphold our commitment to the people we serve: **Our Family Helping Your Family**. We look forward to continuing to serve the City of Kamloops, Tk̓emlúps te Secwépemc, and our broader community in the years ahead.

Ken Uzeloc, Fire Chief



## TRENDS WE ARE WATCHING

**All Calls**
**3.5% reduction**
Down from 10825 in 2024 to 10443 in 2025

**Fire and Fire Related Calls**
**1.7% increase**

**Medical Calls**
**3.3% reduction**

**Stroke Calls**
**2.6% increase**
Up 423 in 2024 to 434 in 2025

**Dallas Calls**
**0.9% increase**
Up from 350 calls in 2024 to 353 in 2025

**Naloxone Administered**
**46.3% reduction**

**Interface Fires**
**184% increase**
Up from 13 in 2024 to 37 in 2025

**Other Fire Categories**
**9.6% increase**

**North Shore (KA02) Calls**
**36% of all responses by KFR**

**Tk̓emlúps te Secwépemc Calls**
**1.3% increase**

**FireSmart Inspections**
**1.9% increase**
Up from 206 in 2024 to 210 in 2025

**Home Safe Inspections**
**21.2% increased**

**Medical Responses**
**66% of all emergent responses**

**Fire Alarm Responses**
**4.3% increased**
Made up 56% of all fire related responses

## Incidents We Responded To

Kamloops Fire Rescue continues to respond to a wide range of emergent incidents. The overall call volume decreased by 3.5%, from 10,825 in 2024 to 10,443 in 2025. We are continually challenged with resource availability. Some of these reductions in calls attended were due to increased fire calls. This means multiple apparatuses are tied up and unavailable to respond to other incidents. The following table shows the incident classification and trending data that support the overall responses.

**3.5%**
**decrease in overall call volume**
10,825 in 2024 to 10,443 in 2025

Table 1. Major Incident Classification Trending

| Incident Classification | 2023 | 2024 | 2025 | % Change |
|---|---|---|---|---|
| Medical | 7,162 | 7,125 | 6,888 | (3.3%) ↓ |
| Fire, Fire-Related | 2,307 | 2,367 | 2,408 | 1.7% ↑ |
| Motor Vehicle | 582 | 589 | 549 | (6.8%) ↓ |
| Other | 635 | 500 | 373 | (25.4%) ↓ |
| Rescue | 104 | 150 | 136 | (9.3%) ↓ |
| Dangerous Goods/Hazmat | 79 | 94 | 89 | (5.3%) ↓ |
| **Total** | **10,869** | **10,825** | **10,443** | **(3.5%)** ↓ |

Table 2. Call Volume by Response District

| Incidents by Response Zone - YTD | Number of Incidents | | | % Change |
|---|---|---|---|---|
| | 2023 | 2024 | 2025 | |
| KA01 - Sahali/Downtown | 2,255 | 2,106 | 2,154 | 2.3% ↑ |
| KA02 - North Shore | 3,703 | 3,860 | 3,713 | (3.8%) ↓ |
| KA03 - Valleyview/Downtown | 2,390 | 2,298 | 2,029 | (11.7%) ↓ |
| KA04 - Westsyde | 603 | 619 | 629 | 1.6% ↑ |
| KA05 - Rayleigh | 146 | 165 | 146 | (11.5%) ↓ |
| KA06 - Dallas | 380 | 350 | 353 | 0.9% ↑ |
| KA07 - Aberdeen | 923 | 897 | 901 | 0.4% ↑ |
| KA08 - Tḱemlúps te Secwépemc | 386 | 391 | 396 | 1.3% ↑ |
| Rural | 84 | 140 | 122 | (12.9%) ↓ |
| **Total** | **10,869** | **10,825** | **10,443** | **(3.5%)** ↓ |

## 2025 Response by Major Incident Classification

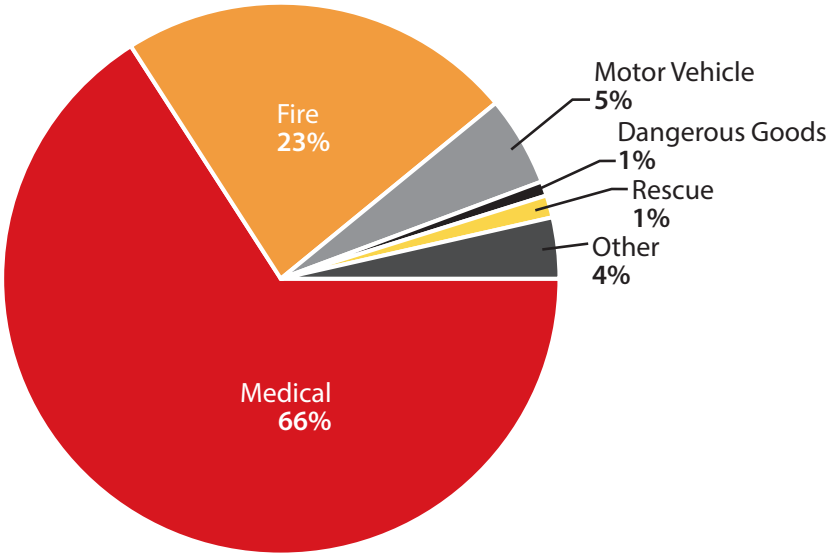


## Incidents by Response Zones

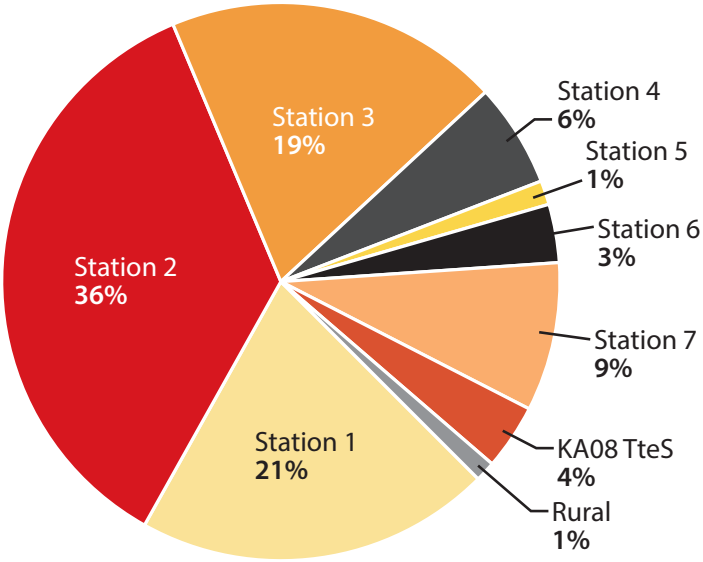

## Medical Response

Medical calls make up 66% of Kamloops Fire Rescue's responses. In 2025, Kamloops Fire Rescue significantly enhanced our patient care capabilities by transitioning to and emergency medical responder model. This expanded scope allows Kamloops Fire Rescue crews to capture, record, and report a much higher level of patient vitals, supporting improved patient outcomes and reducing the risk of complications. Kamloops Fire Rescue continues to experience longer patient interactions due to the taxing demands on BC Emergency Health Services, with crews spending more time at patients' bedsides and having a greater impact on pre-hospital care.

Table 3 shows the breakdown of all high-acuity calls. With a 46.5% increase, calls for falls saw the largest increase in 2025. These calls are one of the toughest to treat, as there are so many underlying issues that can cause a patient to fall. The emergency medical responder model provides a better understanding of "why" the patient fell. Chest pain calls increased by 8.6%, from 845 in 2024 to 918 in 2025. Calls for breathing problems increased by 5.0%.

Overdose/poisoning calls decreased by 8.8%, from 845 calls in 2024 to 771 in 2025. Naloxone-administered calls also decreased by 46.3%, from 108 interactions in 2024 to 58 in 2025. This could be due to education and the availability of naloxone kits to the public.

Table 3. Critical Life-Threatening Medical Call Trending

| Incidents by Response Zone - YTD | Number of Incidents | | | % Change |
|---|---|---|---|---|
| | 2023 | 2024 | 2025 | |
| Breathing Problems | 908 | 1,108 | 1,163 | 5.0% ↑ |
| Unconscious/Fainting (Near) | 969 | 1,091 | 1,063 | (2.6%) ↓ |
| Chest Pain (Non-Traumatic) | 837 | 845 | 918 | 8.6% ↑ |
| Overdose/Poisoning (Ingestion) | 750 | 845 | 771 | (8.8%) ↓ |
| Unknown Problem (Man Down) | 661 | 816 | 625 | (23.4%) ↓ |
| Traffic/Transportation Incidents | 552 | 491 | 559 | 13.8% ↑ |
| Falls | 359 | 318 | 466 | 46.5% ↑ |
| Stroke (Cerebral Vascular Accident)/Transient Ischemic Attack | 172 | 423 | 434 | 2.6% ↑ |
| Heart Problems/Automatic Implantable Cardioverter Defibrillator | 213 | 273 | 250 | (8.4%) ↓ |
| Cardiac or Respiratory Arrest/Death | 204 | 229 | 233 | 1.7% ↑ |
| Other | 1,537 | 686 | 406 | (40.8%) ↓ |
| **Total** | **7,162** | **7,125** | **6,888** | **(3.3%) ↓** |

**66%**
**of KFR responses are medical calls**
6,888 calls in 2025

**46.5%**
**increase in calls for falls**
318 in 2024 to 466 in 2025

**8.8%**
**decrease in calls for overdose/poisoning**
845 in 2024 to 771 in 2025

**5%**
**increase in calls for breathing problems**
1,108 in 2024 to 1,163 in 2025

Peterson Creek Fire 2025

## Fire and Fire-Related Responses

Table 4. Fire and Fire-Related Response Trending

| Fire, Fire-Related Responses | 2023 | 2024 | 2025 |
|---|---|---|---|
| Fire Alarms | 48% | 55% | 56% |
| Burning Complaints | 34% | 28% | 26% |
| Other Fires | 12% | 11% | 11% |
| Structure Fires | 5% | 6% | 5% |
| Interface Fires | 1% | 1% | 2% |
| **Total** | **100%** | **100%** | **100%** |

Fire alarms and interface fires both saw a 1% increase in overall call volume in 2025 (Table 4). While interface fires accounted for only 1% of overall calls, the actual number of calls increased significantly, rising from 13 in 2024 to 37 in 2025—an increase of 184.6%. Fire alarms also increased year over year, from 1,293 in 2024 to 1,348 in 2025, a 4.3% increase.

## Rescues

Rescue calls decreased by 9.3% in 2025 over a two-year period. Kamloops Fire Rescue responded to 150 rescues in 2024 and 136 in 2025. Of the 136 rescue calls in 2025, 122 were rural, accounting for 12.9%.

**4.3%**
**increase in calls for fire alarms**
1,293 in 2024 to 1,348 in 2025

**9.3%**
**decrease in rescue calls**
150 in 2024 to 136 in 2025

## FINANCIAL COMMITMENTS

### Budget

Kamloops Fire Rescue's 2025 operating budget was $27.8 million, compared to $23.5 million in 2024. The 17% increase was mostly attributed to increased firefighter medicals and a scope increase to Emergency Medical Responder, which required significant equipment and training upgrades. Although some training was managed on duty, the vast majority required firefighters to attend classes on days off. Emergency medical responder training, like any off-duty training, requires backfill to ensure adequate staffing needs are met.

Of the $27.8 million operating budget, 34.2% goes towards wages and benefits. Dispatch accounts for 6% of the budget, followed by mechanical at 5%, administration at 4%, and prevention at 3%. The Dispatch Centre provides fire dispatch services to the City of Kamloops, Tḱemlúps te Secwépemc, the Thompson-Nicola Regional District Fire Protection Services, and the City of Castlegar Fire Department.

**Operating Budget**

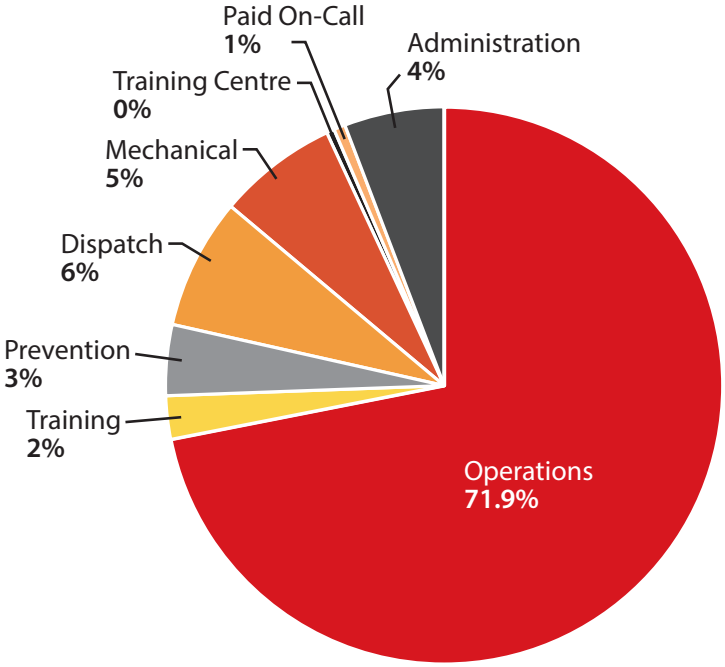


Figure 2: 2025 Kamloops Fire Rescue Operating Budget

The Training Centre, paid on calls, and Training Centre operations make up the remainder of the operating budget. We continue to be challenged by additional tariffs and rising costs of goods and services, such as fuel, apparatus tires, equipment, and turnout gear.

In 2025, the capital budget totalled $5.2 million. Of that amount, $3.2 million was allocated to replacing two front-line engines, which equated to 61.5% of the allocated capital funds. Another significant capital expense was a structure protection trailer, purchased for $273,000, which accounted for 5.25% of capital funds. Overall, fire protection services cost approximately $480 annually per taxable property, or $40 per month.

## Capital Budget

For 2025, Kamloops Fire Rescue capital commitments focus heavily on station expansion, apparatus replacement, and long-term staffing upgrades, with significant projects approved as part of the City of Kamloops' 2025–2029 Financial Plan.

Kamloops Fire Rescue's capital budget accounts for 1.6% of the City's overall capital costs, with $5.2 million allocated to fire protection services. A key capital commitment was the replacement of Fire Station No. 6 in Dallas/Barnhartvale. The project is estimated to cost between $15 million and $25 million, including the construction of the new station and staffing it with full-time career firefighters, and $2.4 million was allocated to purchase an engine and a water tender.

Kamloops Fire Rescue has been approved to proceed with a new joint facility in partnership with the Thompson-Nicola Regional District. Proposed for Rayleigh, the facility will house Kamloops Search and Rescue and Fire Station No. 5, replacing the existing station in Heffley Creek. The facility is estimated to cost $10 million, with the City contributing $2.4 million and the Thompson-Nicola Regional District funding the remainder. Space within the facility is planned to be allocated at 25% for Kamloops Fire Rescue and 75% for Kamloops Search and Rescue.

## WHERE THE MONEY GOES

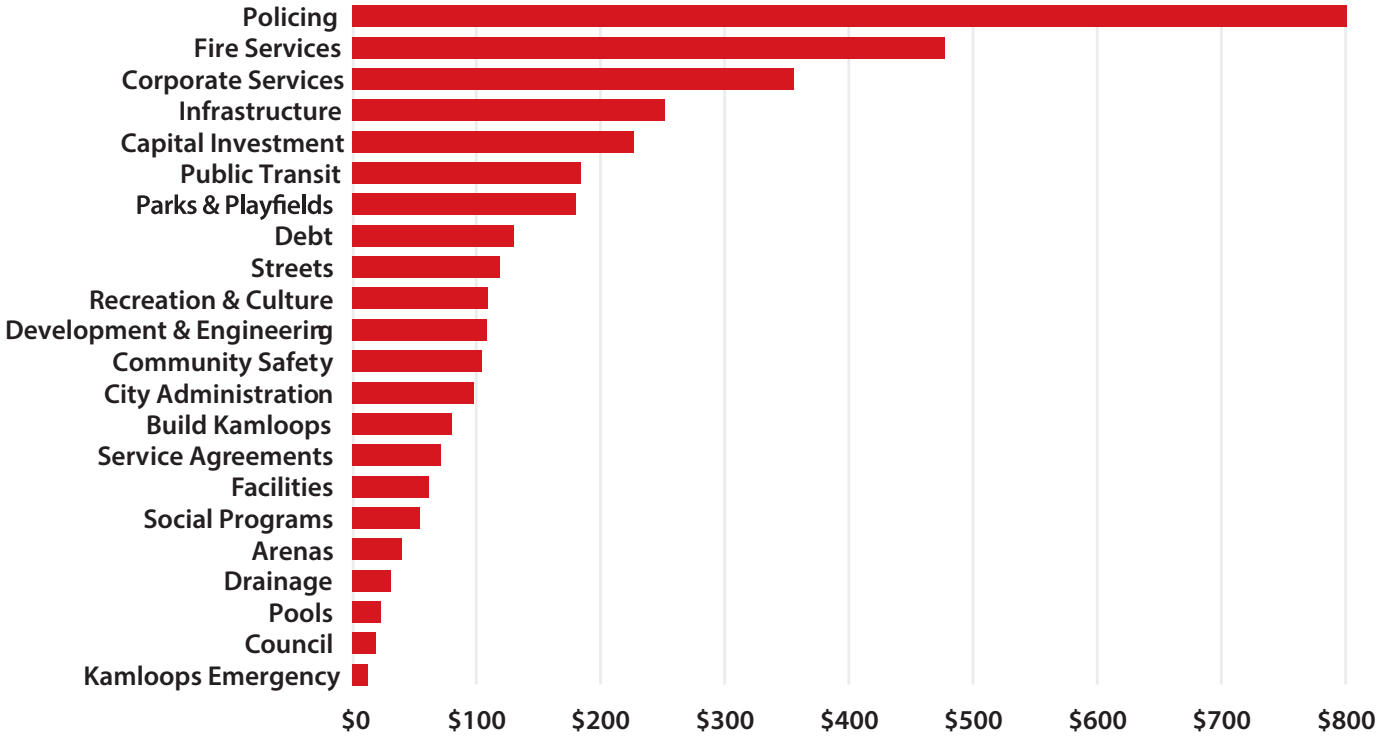


Table 5. Municipal tax payment breakdown for an average representative house in Kamloops.

2025 Kamloops Fire Rescue Awards

## OUR PEOPLE

Kamloops Fire Rescue is proud to offer a diverse environment to work, learn, and grow. The photo above shows members being recognized for their professionalism and dedication to the city and the people we serve. Kamloops Fire Rescue strives to be an industry leader by prioritizing health, employee well-being, and training at the highest level. Kamloops Fire Rescue recruits top candidates from diverse backgrounds, allowing our family to help your family.

### Health, Safety, and Wellness

In 2025, Kamloops Fire Rescue conducted periodic medicals for 130 members through its joint labour-management wellness-fitness initiative. This ongoing commitment to our members' overall well-being achieved a 76% completion rate. Most outstanding assessments resulted from scheduling challenges, including vacation and leave.

Firefighters in British Columbia face significant mental health challenges. Claims related to post-traumatic stress disorder, depression, and anxiety increased from 26 in 2007 to more than 400 in 2021. Exposure to high-stress traumatic events—particularly during wildfire season—can increase the risk of suicidal ideation and burnout. Key issues include stigma surrounding mental health, a culture that emphasizes toughness, and limited, inconsistent access to support.

In 2025, Kamloops Fire Rescue identified the need to bring back the medical questionnaire and is re-engaging with the medical provider and the wellness committee to provide updates. This questionnaire is designed to identify possible concerns early in one's career. Early detection provides opportunities to acquire tools to improve mental health.

Kamloops Fire Rescue has a robust peer-driven Critical Incident Stress Management team to provide specialized mental health support to firefighters, including debriefings, defusing, and counselling to process traumatic events.

Recruit Training at the Training Center 2025

## Recruitment, Retention, and Retirements

In 2025, one Firefighter, the Office Services Clerk, and one Fire Prevention Officer retired, which set a 2.24% retirement rate. Seven Firefighters, one Flex Communications Operator, four Platoon Chiefs, and one Office Services Clerk position were filled. Vacancies were due to retirements, resignations, and internal movement which allowed overall staffing to remain at approved levels..

## Training

In 2025, Kamloops Fire Rescue staff entered 16,129 training records, an 8.4% increase from 14,900 in 2024. This is approximately 22,350 hours of completed assigned training. Part of this increase can be attributed to our medical scope of practice increase from First Responder III to Emergency Medical Responder. Emergency Medical Responder, which accounted for 4.07% of all training entered. Fire-related training accounted for 20% of scheduled training (3,243). Emergency vehicle driving and operations made up 14.3%, auto extrication made up 3.2%, and all other training, such as specialty teams (rope rescue, hazmat, ice rescue), bullying and harassment, WHMIS, and others made up 71% of training.

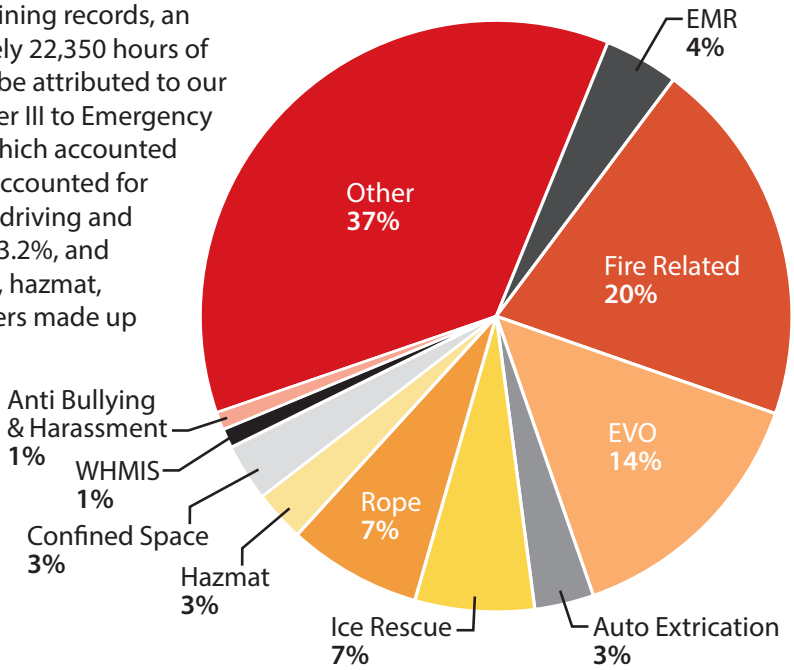

Crew supporting the Yew Street party 2025

## SERVING OUR COMMUNITIES

### Commitment to Equity, Diversity, Inclusion and Reconciliation

Kamloops Fire Rescue is committed to building a diverse, equitable, and inclusive fire service that reflects the community it serves. This commitment is integrated into our recruitment, training, and operational practices and aligns with the City of Kamloops' broader goals of fostering a safe, welcoming, and inclusive environment.

Kamloops Fire Rescue promotes a progressive and barrier-free approach to recruitment, actively encouraging applications from members of equity-deserving groups. We seek candidates who bring diverse skill sets, strengths, and perspectives.

Kamloops Fire Rescue provides comprehensive fire suppression, medical, and rescue services to the City of Kamloops and the Tk̓emlúps te Secwépemc community. Through a renewed agreement, Kamloops Fire Rescue offers protection services, public education, and fire investigations to Tk̓emlúps te Secwépemc, with Kamloops Fire Rescue trucks featuring the Tk̓emlúps te Secwépemc logo to signify their partnership.

Girls' day to explore Fire Rescue May 2025

Kamloops Fire Rescue Dispatch Centre

In 2025, Kamloops Fire Rescue Dispatch managed a significant operational surge, recording a 13% increase in total incident requests and a 16% rise in emergency calls compared to 2024. Despite this growth, call answer times remained consistent with previous figures, successfully meeting the National Fire Protection Association standard for the year. The workload for outside clients—including the Thompson-Nicola Regional District, Castlegar, and First Nations—saw a particularly sharp increase of 30%. Of the 32,938 emergency calls fielded, Communications Operators initiated action on 28,419 calls while the remaining 4,519 either required no intervention or were transferred to other agencies.

To support this rising demand, the Dispatch Centre focused heavily on modernization and Next Generation Emergency Services (NG911) readiness. This included the successful procurement of a new NG911-compliant call-handling system and call-recording software. Furthermore, the Dispatch Centre initiated the procurement of new Canadian dispatch software and a records management system solution and plans to upgrade the radio console throughout 2025.

Table 6. Actionable calls received.

| Type of Request | 2023 | 2024 | 2025 |
|---|---|---|---|
| Thompson-Nicola Regional District/Castlegar/First Nations Agency Incident | 3,013 | 2,872 | 3,894 |
| Kamloops Fire Rescue Incident | 10,870 | 10,827 | 10,443 |
| 699 (Public Works) Safety Check | 3,157 | 2,941 | 3,299 |
| Community Services Officer Safety Timer | 160 | 227 | 260 |
| Community Services Officer Incident | 4,982 | 5,494 | 6,959 |
| Kamloops Fire Rescue Mechanic Safety Checks | - | - | 119 |
| Fire Alarm Test/Venting and General Inquiries | 3,007 | 3,081 | 3,445 |
| Calls Fielded by Dispatch - Non-Incident Dispositions | 3,088 | 3,479 | 4,519 |
| **Total** | **28,777** | **28,921** | **32,938** |

## NFPA 1221 - 911 Call Answer Times

### 2025

| Kamloops Dispatch Centre | Total Calls Answered | Calls Answered Within 16 Seconds | Goal 95% % of Calls Answered Within 16 Seconds | Calls Answered Within 40 Seconds | Goal 99% % of Calls Answered Within 40 Seconds | Calls Answered After 40 Seconds |
|---|---|---|---|---|---|---|
| January | 278 | 267 | 96.0% | 277 | 99.6% | 1 |
| February | 372 | 361 | 97.0% | 371 | 99.7% | 1 |
| March | 442 | 433 | 98.0% | 441 | 99.8% | 1 |
| April | 509 | 496 | 97.4% | 509 | 100.0% | 0 |
| May | 578 | 543 | 93.9% | 575 | 99.5% | 3 |
| June | 632 | 602 | 96.3% | 631 | 99.8% | 1 |
| July | 675 | 637 | 94.4% | 673 | 99.7% | 2 |
| August | 593 | 563 | 94.9% | 599 | 99.4% | 4 |
| September | 543 | 528 | 97.2% | 543 | 99.4% | 0 |
| October | 446 | 425 | 95.3% | 444 | 100% | 2 |
| November | 256 | 254 | 99.2% | 296 | 100% | 0 |
| December | 273 | 266 | 97.1% | 273 | 99.6% | 0 |
| **YTD** | **6,697** | **6,374** | **98.02%** | **6,682** | **99.73 %** | **16** |

### 2024

| Kamloops Dispatch Centre | Total Calls Answered | Calls Answered Within 16 Seconds | Goal 95% % of Calls Answered Within 16 Seconds | Calls Answered Within 40 Seconds | Goal 99% % of Calls Answered Within 40 Seconds | Calls Answered After 40 Seconds |
|---|---|---|---|---|---|---|
| January | 370 | 367 | 99.2% | 370 | 100% | 0 |
| February | 327 | 323 | 98.8% | | 100% | 0 |
| March | 396 | 387 | 97.7% | 395 | 99.8% | 1 |
| April | 430 | 419 | 97.4% | 429 | 99.8% | 1 |
| May | 411 | 382 | 92.9% | 408 | 99.3% | 3 |
| June | 481 | 457 | 96.01% | | 99.6% | 2 |
| July | 690 | 644 | 93.3% | 678 | 98.3% | 12 |
| August | 487 | 463 | 96.1% | 484 | 99.4% | 3 |
| September | 343 | 328 | 96.63% | 341 | 99.4% | 2 |
| October | 282 | 277 | 98.23% | | 100% | 0 |
| November | 301 | 293 | 97.34% | 301 | 100% | 0 |
| December | 246 | 239 | 97.15% | 245 | 99.6% | 1 |
| **YTD** | **4,784** | **4,579** | **98.02%** | **4,739** | **99.48%** | **25** |

Table 7. 2025 vs. 2024 911 Call Answer Performance

## Fire Inspection and Enforcement

In 2025, Kamloops Fire Rescue continued to prioritize public education, prevention, and community risk reduction through a broad range of outreach initiatives.

Kamloops Fire Rescue conducted 61 school visits, delivering fire and life safety education to 142 classes and reaching approximately 2,840 students throughout the City of Kamloops and Tk̓emlúps te Secwépemc.

As part of the Community Fuel Reduction Incentive, Kamloops Fire Rescue completed over 220 FireSmart assessments in 2025. These assessments reached approximately 500 residents, with more than $143,000 in Community Fuel Resiliency Investment funding distributed to support wildfire mitigation and risk-reduction measures within the community.

Kamloops Fire Rescue also attended three public education events at Thompson Rivers University, communicating fire safety and emergency preparedness information to approximately 500 participants.

The Fire Prevention team and the After the Fire program also installed 150 smoke alarms throughout the city and Tk̓emlúps te Secwépemc, engaging with 300 residents.

The Crews on the floor knocked on 1,300 doors throughout Kamloops and Tk̓emlúps te Secwépemc, installing 300 smoke alarms. Table 9 shows higher values due to the Red Bridge fire. In total, we engaged approximately 5,300 residents.

Table 8. Kamloops Fire Rescue 2025 Social Media Stats

| Social Media Presence | | | |
|---|---|---|---|
| Facebook | 3,600,000 views | 2,900 Followers | 82 Posts |
| Instagram | 625,000 views | 3,611 Followers | 82 Posts |
| X (Twitter) | 39,000 views | 7,168 Followers | 82Posts |

Table 9. Fire Prevention Stats

| Fire Prevention Stats | | |
|---|---|---|
| | 2024 | 2025 |
| Inspections | 2,660 | 2,755 |
| Development/Building Plan Reviews | 177 | 203 |
| FireSmart Assessments | 206 | 220 |
| Reportable Fires | 723 | 786 |
| Smoke Alarms Installed | 425 | 150 |
| School Visits | 22 | 61 |
| Total Values at risk | $457,713,501 | $74,642,700 |
| Total Loss | $29,936,985 | $8,501,058 |
| Percent save rate | | 88.6% |

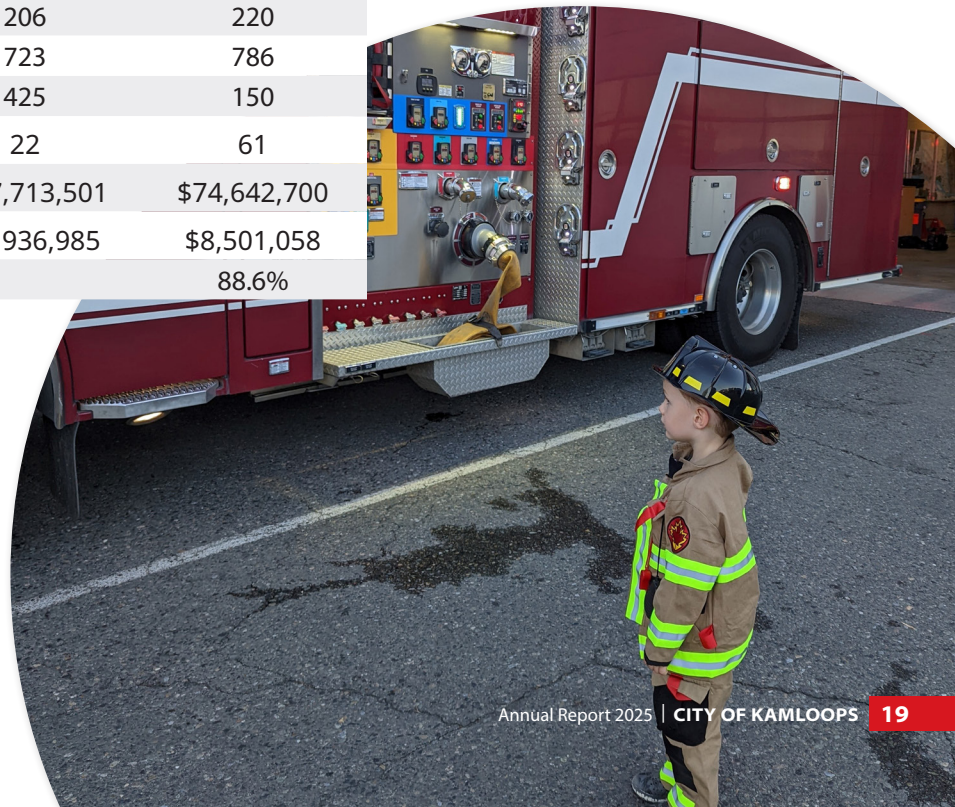

## Fleet and Equipment

Kamloops Fire Rescue emergency fleet vehicle technicians completed 87 preventative maintenance services with 99.72% compliance. This was a 4.7% improvement from 2024.

Kamloops Fire Rescue took delivery of a new ladder platform in 2025. Ladder 1 replaced Ladder 2 and was reassigned to respond from Station No. 1 to improve coverage for second-alarm fires across the city. Ladder 3 was relocated from Station No. 3 Valleyview to Station No. 2 North Shore, maintaining one aerial device on the North Shore and one on the South Shore.

Kamloops Fire Rescue completed a Request for Proposal in 2025 that allowed sourcing a Canadian manufacturer for trucks and replacement parts. Although this was an improvement, many other municipalities in Canada were also sourcing Canadian manufacturers creating a back log. Challenges continue in rising costs and sourcing parts because of current market uncertainties in the United States.

Table 10. Kamloops Fire Rescue Apparatus and Fleet Inventory

| TYPE | Frontline | PM # | Reserve | Lifecycle (Years) | Average Age (Years) | % Within Target (Frontline) | % Within Target (Reserve) | % Within Target (Total) |
|---|---|---|---|---|---|---|---|---|
| Engines | 5 | 30 | 5 | 15 Front Line | 13 | 100 | 100 | 100 |
| | | | | 5 Reserve | | | | |
| Rescues | 1 | 4 | 0 | 12 Front Line | 5 | 75 | n/a | 75 |
| | | | | 8 Reserve | | | | |
| Aerial -Ladder | 1 | 3 | 0 | 20 | 10 | 100 | n/a | 100 |
| Aerial - Tower | 1 | 3 | 0 | 20 | 1 | 100 | n/a | 100 |
| Water Tender | 3 | 9 | 0 | 20 | 14 | 100 | n/a | 100 |
| Bush Truck | 4 | 12 | 1 | 15 | 11 | 100 | n/a | 100 |
| Trailers | 4 | 12 | 0 | 25 | 12 | 100 | n/a | 100 |
| Light Vehicles | 14 | 14 | 2 | Varied | 9 | 100 | 100 | 100 |

Table 10 outlines the life expectancy of all apparatus. Front line and reserve are identified in our capital planning for replacement purposes. This replacement process is identified by the National Fire Protection Association along with manufacturer recommendations.

## 2025 KAMLOOPS FIRE RESCUE MOMENTS

North Shore Business Improvement Association Christmas Event

Rose Hill Prescribed Fire

Kenna Fire

2024/25 Junior Fire Chiefs Kaden (left) and Tyson (Right)

Fire Station No. 2 Tour

Pride Week

City of Kamloops British Columbia, Canada

Kamloops Fire Rescue: 1205 Summit Drive, Kamloops, BC, V2C 5R9
250-372-5131 | kfr@kamloops.ca

**Stay Connected**

@KamloopsFireRescue
@KamloopsFireRescue
@KamFire
@kamloopsfirerescue1884

**Kamloops.ca/KFR**

Canada's Tournament Capital

© 2026 City of Kamloops | Prepared by the City's Communications and Community Engagement Division