

COMMUNITY HOMELESSNESS REPORT SUMMARY

City of Kamloops

2022-2023

The Community Homelessness Report (CHR) is an annual Reaching Home reporting deliverable that supports communities to prevent and reduce homelessness using a more coordinated, systems-based and data-driven response. The CHR was designed to support local discussions and decision making, using all of the information about homelessness currently available at the community level. Communities are encouraged to use their CHR data to develop clear plans of action that help them to reach their homelessness reduction targets and to leverage the collective efforts of service providers working across the community, regardless of how they are funded.

This is a summary of the CHR for the 2022-23 reporting cycle. It shows the community's self-assessment of Reaching Home implementation, which includes the following key components:

- meaningful collaboration between Indigenous and non-Indigenous partners (see Section 1);
- community-level governance, coordinated service delivery (Coordinated Access) and use of a Homelessness Management Information System or HMIS (see Section 2); and,
- an outcomes-based approach (tracking community-level outcomes and progress against targets using a Unique identifier or By-Name List, referred to as a List; see Section 3).

If the community was able to report on outcomes and targets, this CHR Summary also includes results for each of the five core outcomes of Reaching Home (see Section 4).

Section 1. Community Context – Collaboration between Indigenous and Non-Indigenous Partners

| | |
|--|--|
| Does your community, as a Designated Community (DC), also receive Reaching Home Indigenous Homelessness (IH) funding? | Yes – DC and IH funding streams co-exist |
| Specific to Coordinated Access and the HMIS, has there been ongoing, meaningful collaboration between the DC CE and the IH CE and/or IH CAB over the reporting period? | Yes |
| Describe this collaboration in more detail. | |
| <p>Locally, the CE and IH CE liasions continue to meet weekly to discuss CAA governance and the approach to Indigenous engagement. The CE has met with IH CE leadership to discuss an approach whereby they can utilize their CCI towards additonal capacity - such as a consultant- that creates a strategy to meaningfully engage local Indigenous organizations in the development of CAA and HIFIS implementation. Initial engagement has identified the need to create capacity within the Indigenous-led and serving organizations in order to fully participate. On March 28, the CE attended the IH CAB Meeting and learned about PATH from National Indigenous Council. On Apri 4, the CE met with INFC to understand Indigenous engagement and responsibilities of IH CE and DC CE regarding HIFIS and PATH implementation. The CE requested examples of other communities' approach to Indigenous engagement.</p> | |
| Specific to Coordinated Access and the HMIS, has there been ongoing, meaningful collaboration between the DC or Territorial Homelessness (TH) CE and local Indigenous organizations over the reporting period? | Yes |

Describe this collaboration in more detail.

Initial stakeholder engagement with Indigenous organizations has taken place with the IH CE. The DC CE and IH CE are working together to hire an Indigenous consultant to carry out meaningful engagement in spring/summer 2023. As previously mentioned, the CE attended the IH CAB Meeting on March 28 and learned about PATH from the National Indigenous Council. A common understanding and language between all service providers is integral to HIFIS implementation in Kamloops.

With respect to the completion of the Community Homelessness Report (CHR), was there ongoing, meaningful collaboration between local Indigenous and non-Indigenous organizations and, where applicable, the IH CE and/or IH CAB?

Yes

Describe this collaboration in more detail.

Prior to being submitted to INFC, the CHR was shared with the IH CAB and CAB in May 2023. Stakeholders had an opportunity to clarify and provide feedback.

| | |
|---|-----|
| Does your community have a separate IH CAB? | Yes |
|---|-----|

| | |
|--|-----|
| Was the CHR also approved by the IH CAB? | Yes |
|--|-----|





Section 2. Coordinated Access and Homelessness Management Information System (HMIS) Self-Assessment

Summary Tables

The table below provides a summary of the work your community has done so far to meet the Reaching Home minimum requirements for Coordinated Access and an HMIS.

| | Met | Started | Not Yet Started |
|---------------------------------------|-----|---------|-----------------|
| Number of minimum requirements | 0 | 9 | 9 |

The table below shows the percentage of minimum requirements completed for each core Coordinated Access component.

| Governance | HMIS | Access Points to Service | Triage and Assessment | Coordinated Access Resource Inventory | Vacancy Matching and Referral |
|------------|------|--------------------------|-----------------------|---------------------------------------|-------------------------------|
| 0% | 0% | 0% | 0% | 0% | 0% |

Summary Comment

Are there particular efforts and/or issues that you would like to highlight for this reporting period related to your community's work to achieve the Reaching Home minimum requirements?

Locally, the CE continues to participate in bi-weekly BC Housing CAA Table meetings. Currently, this table is developing a Kamloops CAA Terms of Reference, as well as prioritization for supportive housing processes. As previously mentioned, the CE is working towards a HIFIS Governance Table with seven key stakeholders who are either Reaching Home funded and/or CAB members. Systems maps will be updated when a Service Agreement is created and signed as it is contingent on the above-mentioned items. Initial engagement has identified that challenges may arise attempting to align existing community vacancy matching & referral processes and establishing a vacancy matching referral process that is equitable for Indigenous People. Provincially, the CE continues to participate in bi-weekly HIFIS deployment meetings with BC Housing's Project Manager and other BC CEs. Conversations are currently focused on HIFIS, but need to be expanded to discuss policies and procedures that create a shared CA system.

Section 3. Outcomes-Based Approach Self-Assessment

Summary Tables - Minimum Requirement

The tables below provide a summary of the work your community has done so far to transition to an outcomes-based approach under Reaching Home.

| Step 1: Has a List | Step 2: Has a real-time List | Step 3: Has a comprehensive List |
|-------------------------------|---|---|
| Not yet | Not yet | Not yet |

| Step 4: Can report <u>monthly</u> outcomes and set targets using data from the List (reporting in Section 4 is mandatory for 2023-24 CHR, if not earlier) | | | |
|--|--------------------------------------|------------------------|--|
| List was in place as of January 1, 2023 (or earlier) | Can generate monthly data | Has set targets | Has an outcomes-based approach in place |
| No | Outcome 1: No | Outcome 1: No | No |
| | Outcome 2: No | Outcome 2: No | |
| | Outcome 3: No | Outcome 3: No | |
| | Outcome 4: No | Outcome 4: No | |
| | Outcome 5: No | Outcome 5: No | |

| Step 4: Can report <u>annual</u> outcomes and set targets using data from the List (reporting in Section 4 is mandatory once annual data can be generated) | | | |
|---|-------------------------------------|------------------------|--|
| List was in place as of April 1, 2022 (or earlier) | Can generate annual data | Has set targets | Has an outcomes-based approach in place |
| No | Outcome 1: No | Outcome 1: No | No |
| | Outcome 2: No | Outcome 2: No | |
| | Outcome 3: No | Outcome 3: No | |
| | Outcome 4: No | Outcome 4: No | |
| | Outcome 5: No | Outcome 5: No | |

| Summary Comment |
|---|
| Are there particular efforts and/or issues that you would like to highlight for this reporting period related to your community's work to transition to an outcomes-based approach under Reaching Home? |

In the 2022-2023 fiscal year, the CE has continued to work towards implementing Reaching Home's CAA. Examples include: hiring a consultant - Urban Systems - in summer 2023 to provide provincial context; engaging with IH CAB regularly; one-on-one stakeholder meetings to understand current BC Housing-HIFIS operations in Kamloops; hosting a HIFIS governance workshop in March 2023; attending bi-weekly HIFIS deployment meetings with BC Housing; participating in bi-weekly BC Housing CAA Table meetings; and regularly connecting with INFC regarding Indigenous engagement. In order for CAA and HIFIS to be implemented in Kamloops, a Service Agreement needs to be created by BC Housing, and signed with the CE. Current. Current discussions are focused on the first step - governance. BC Housing, the CE, and local service providers need to finalize a governance structure for CAA to be effective in Kamloops. Early discussions around access points to service; triage & assessment; resource inventory, and referrals are taking place, but the CE cannot move forward until a Service Agreement is signed.

More information about the Unique Identifier List

Step 1. Have a List

Where does data for the List come from?

HIFIS

| | |
|--|---------|
| A written policy/protocol that describes how housing history is documented | Not yet |
|--|---------|

| | |
|--|------------------|
| | Local definition |
|--|------------------|

From the List, can the community get data for...

| | |
|------------------------------|---------|
| Newly identified on the List | Not yet |
| Activity and inactivity | Not yet |
| Housing history | Not yet |

From the List, can the community get demographic data for...

| | | | |
|-----------------|----|---------------------|----|
| Age | No | Indigenous identity | No |
| Household type | No | Veteran status | No |
| Gender identity | No | | |

| Step 2. Have a real-time List | |
|--------------------------------------|--|
| | |
| | |
| | |
| | |
| | |
| | |
| | |

| Step 3. Have a comprehensive List | |
|--|--|
| | |
| | |

| | |
|--|--|
| | |
|--|--|

Step 4. Track outcomes and progress against targets using data from the List

| | |
|--|--|
| | |
|--|--|

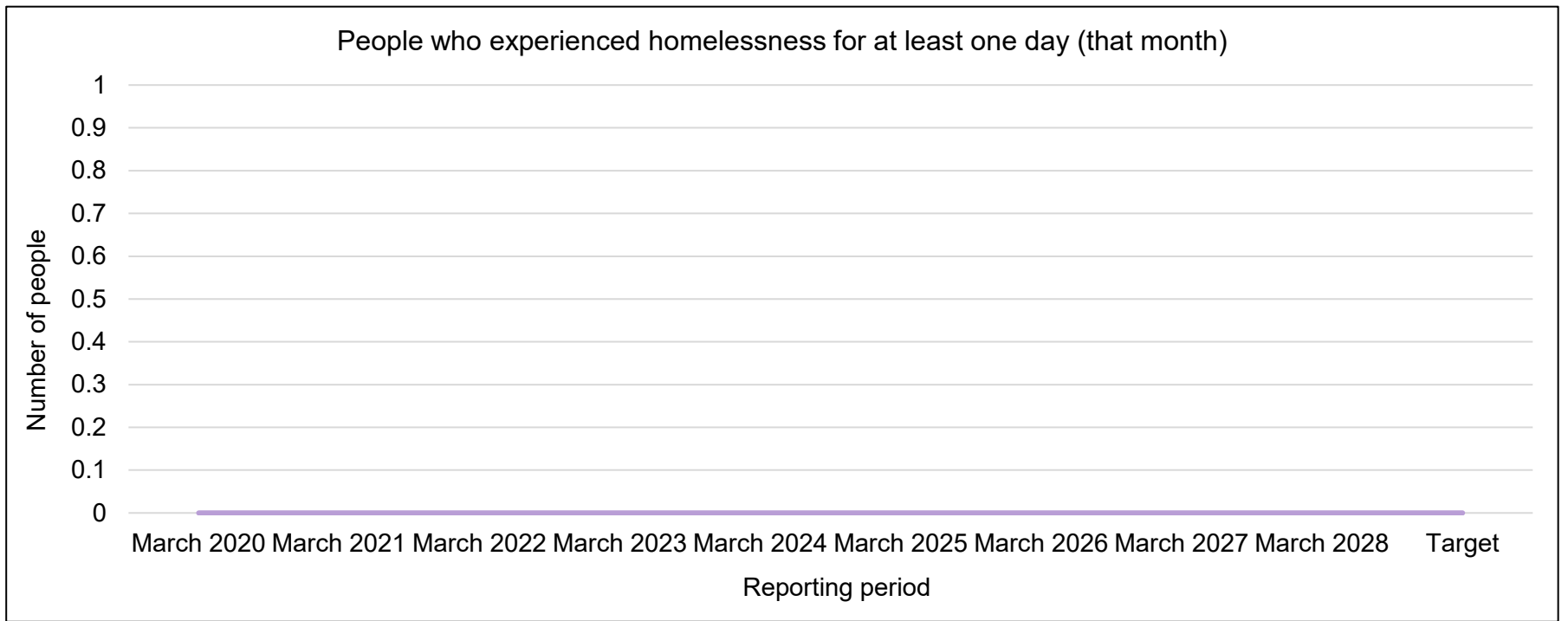
Section 4. Community-Level Outcomes and Targets – Monthly

Based on the information provided in the Community Homelessness Report, the community does not have to report monthly community-level outcomes for the reporting period.

Outcome #1: Fewer people experience homelessness (homelessness is reduced overall)

Based on the information provided in the Community Homelessness Report, the community does not have to report monthly community-level data for Outcome #1 for the reporting period.

| | March 2020 | March 2021 | March 2022 | March 2023 | March 2024 | March 2025 | March 2026 | March 2027 | March 2028 | Target |
|---|------------|------------|------------|------------|------------|------------|------------|------------|------------|--------|
| People who experienced homelessness for at least one day (that month) | | | | | | | | | | |

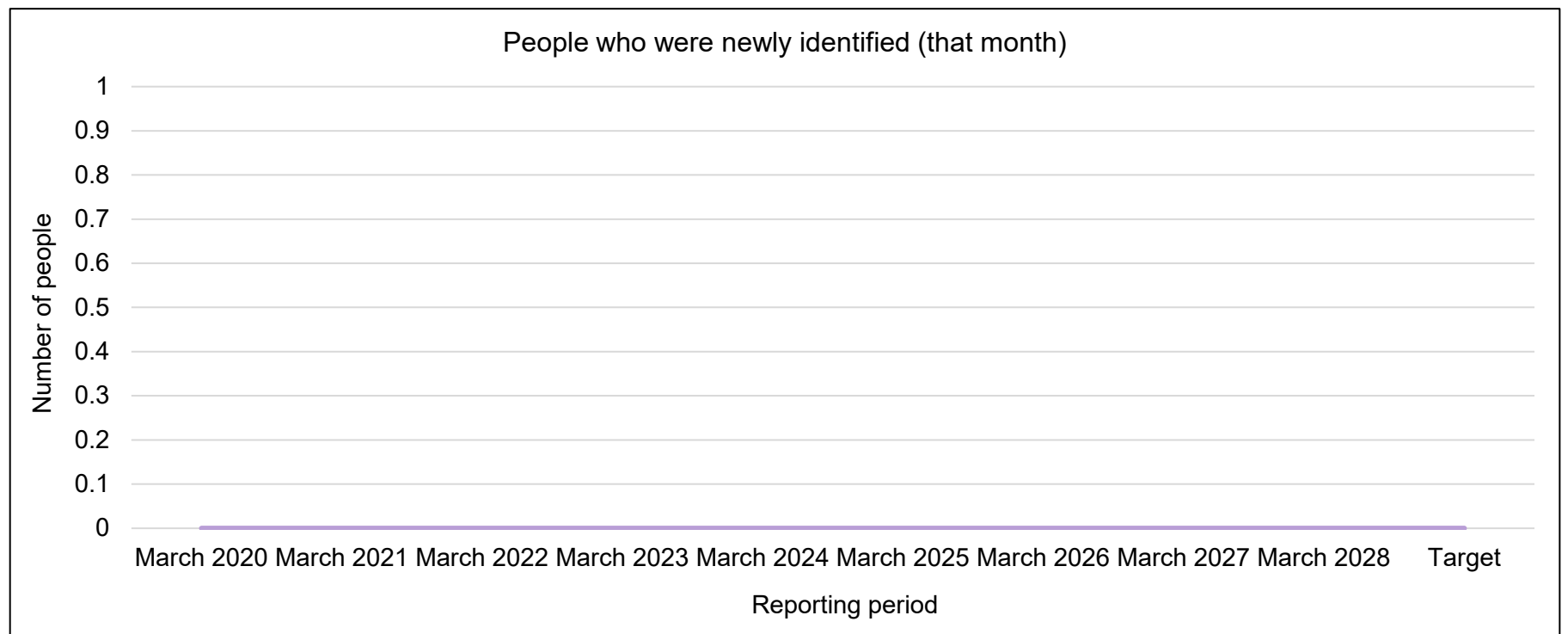


| | |
|--|--|
| | |
| | |
| | |
| | |
| | |

Outcome #2: Fewer people were newly identified (new inflows to homelessness are reduced)

Based on the information provided in the Community Homelessness Report, the community does not have to report monthly community-level data for Outcome #2 for the reporting period.

| | March 2020 | March 2021 | March 2022 | March 2023 | March 2024 | March 2025 | March 2026 | March 2027 | March 2028 | Target |
|---|------------|------------|------------|------------|------------|------------|------------|------------|------------|--------|
| People who were newly identified (that month) | | | | | | | | | | |

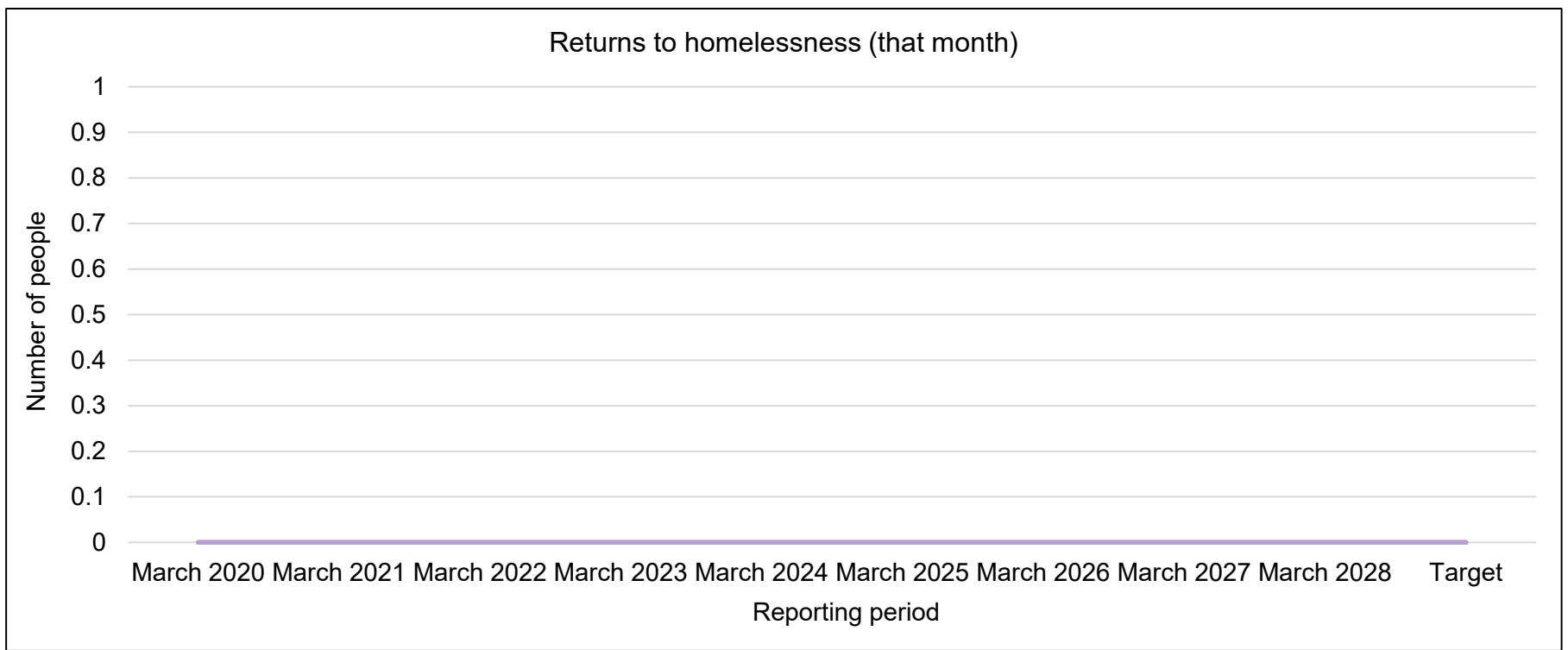


| | |
|--|--|
| | |
| | |
| | |
| | |
| | |

Outcome #3: Fewer people return to homelessness (returns to homelessness are reduced)

Based on the information provided in the Community Homelessness Report, the community does not have to report monthly community-level data for Outcome #3 for the reporting period.

| | March 2020 | March 2021 | March 2022 | March 2023 | March 2024 | March 2025 | March 2026 | March 2027 | March 2028 | Target |
|--------------------------------------|------------|------------|------------|------------|------------|------------|------------|------------|------------|--------|
| Returns to homelessness (that month) | | | | | | | | | | |

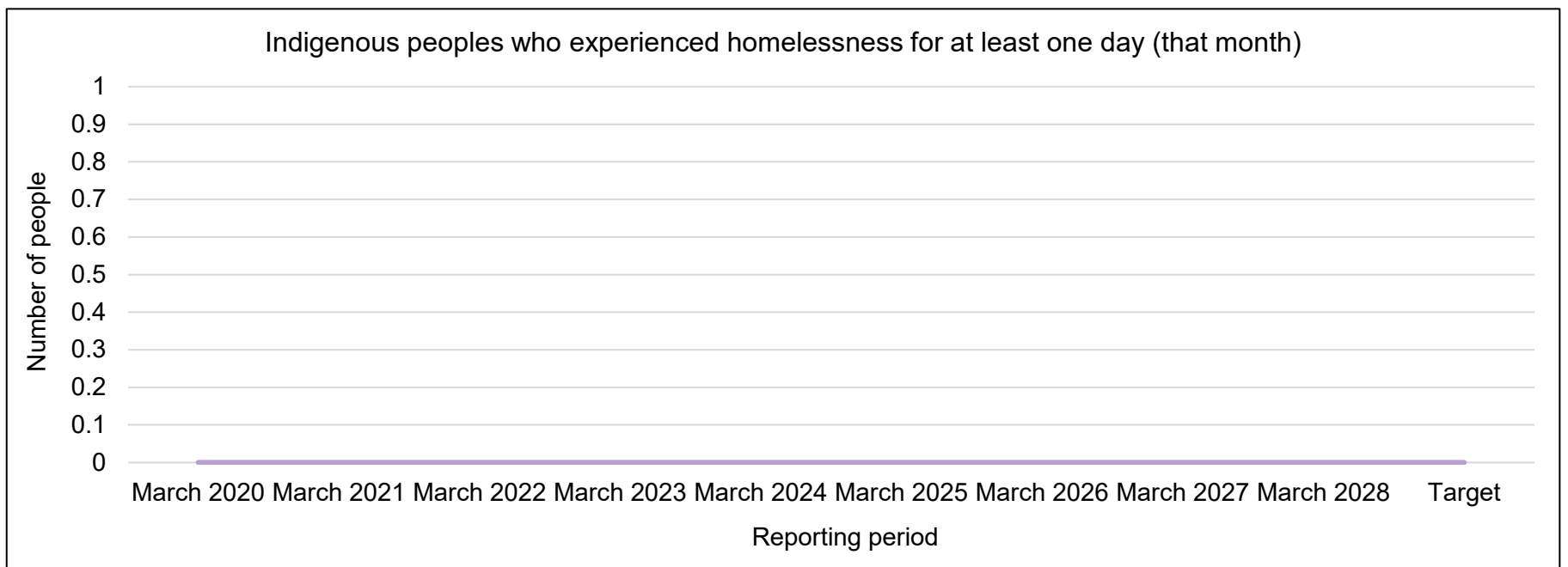


| | |
|--|--|
| | |
| | |
| | |
| | |
| | |

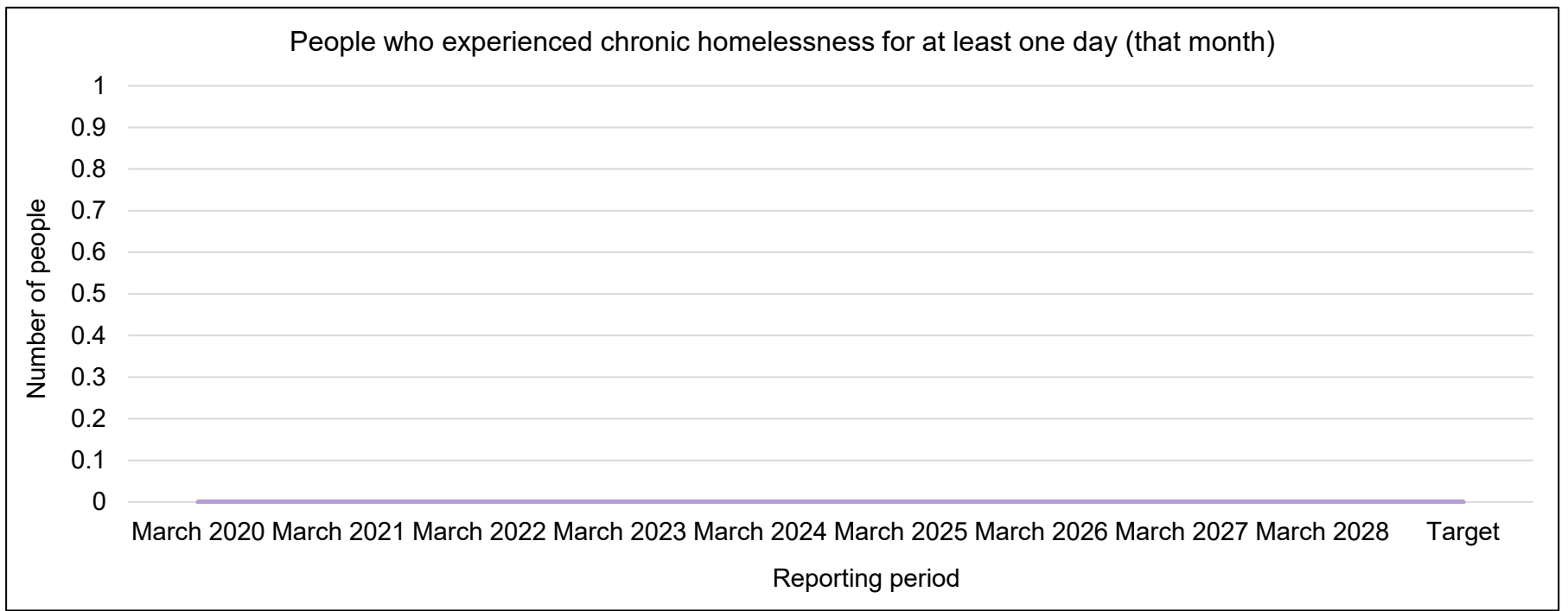
Outcome #4: Fewer Indigenous peoples experience homelessness (Indigenous homelessness is reduced)

Based on the information provided in the Community Homelessness Report, the community does not have to report monthly community-level data for Outcome #4 for the reporting period.

| | March 2020 | March 2021 | March 2022 | March 2023 | March 2024 | March 2025 | March 2026 | March 2027 | March 2028 | Target |
|---|------------|------------|------------|------------|------------|------------|------------|------------|------------|--------|
| Indigenous peoples who experienced homelessness for at least one day (that month) | | | | | | | | | | |



| | March 2020 | March 2021 | March 2022 | March 2023 | March 2024 | March 2025 | March 2026 | March 2027 | March 2028 | Target |
|---|------------|------------|------------|------------|------------|------------|------------|------------|------------|--------|
| People who experienced chronic homelessness for at least one day (that month) | | | | | | | | | | |

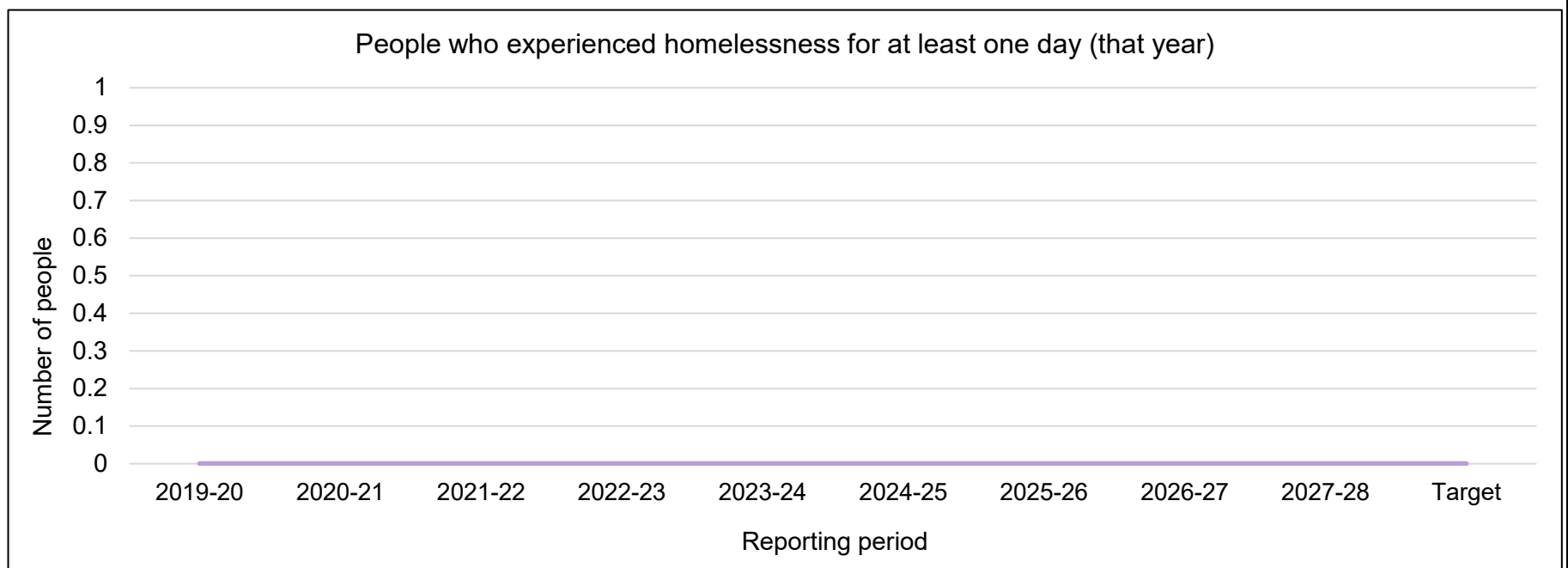


Based on the information provided in the Community Homelessness Report, the community does not have to report annual community-level outcomes for the reporting period.

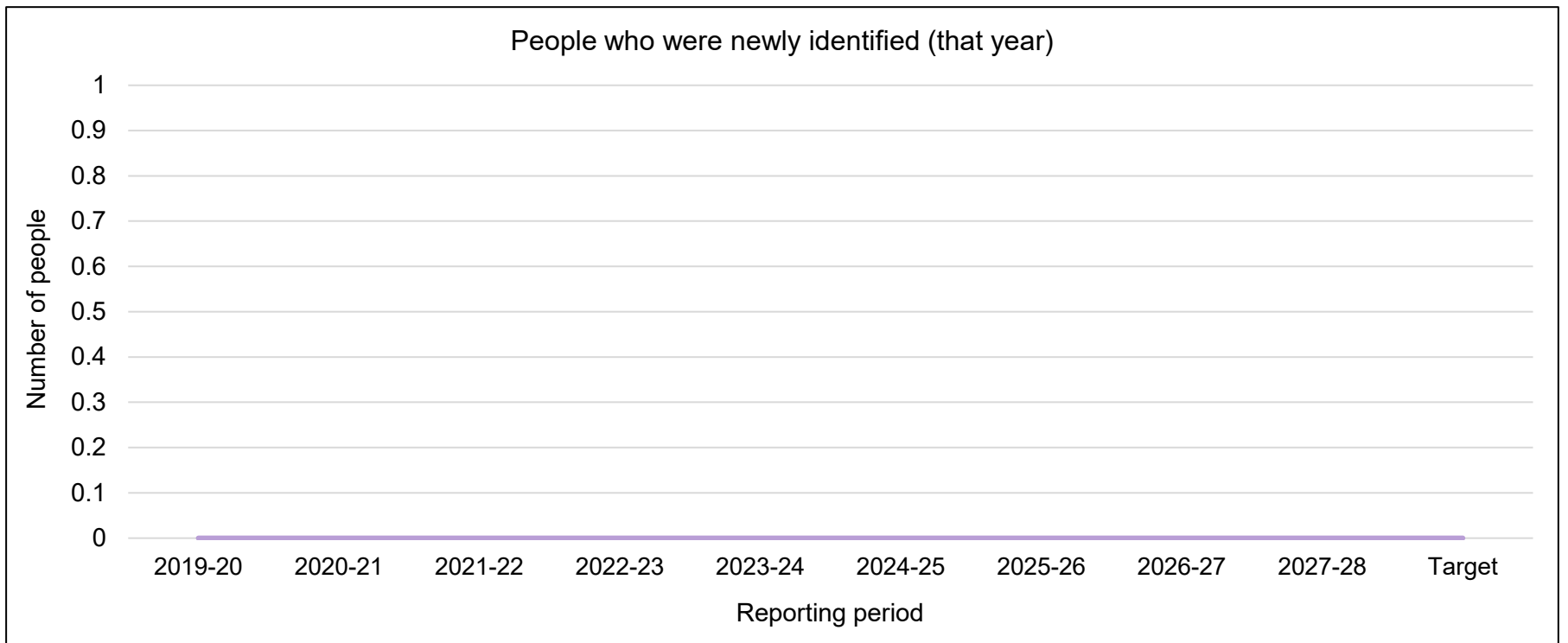
Outcome #1: Fewer people experience homelessness (homelessness is reduced overall)

Based on the information provided in the Community Homelessness Report, the community does not have to report monthly community-level data for Outcome #1 for the reporting period.

| | 2019-20 | 2020-21 | 2021-22 | 2022-23 | 2023-24 | 2024-25 | 2025-26 | 2026-27 | 2027-28 | Target |
|--|---------|---------|---------|---------|---------|---------|---------|---------|---------|--------|
| People who experienced homelessness for at least one day (that year) | | | | | | | | | | |



| | 2019-20 | 2020-21 | 2021-22 | 2022-23 | 2023-24 | 2024-25 | 2025-26 | 2026-27 | 2027-28 | Target |
|--|---------|---------|---------|---------|---------|---------|---------|---------|---------|--------|
| People who were newly identified (that year) | | | | | | | | | | |

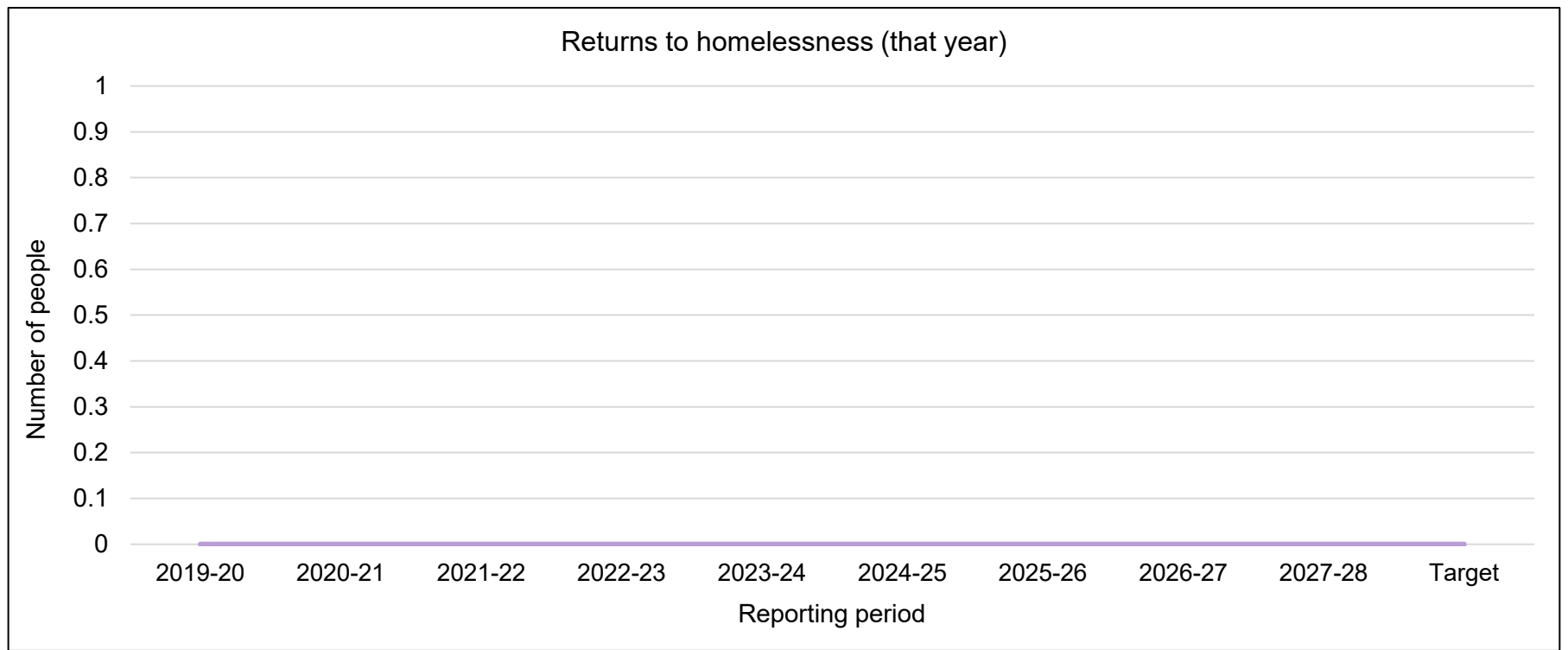


| | |
|--|--|
| | |
| | |
| | |
| | |
| | |

Outcome #3: Fewer people return to homelessness (returns to homelessness are reduced)

Based on the information provided in the Community Homelessness Report, the community does not have to report monthly community-level data for Outcome #2 for the reporting period.

| | 2019-20 | 2020-21 | 2021-22 | 2022-23 | 2023-24 | 2024-25 | 2025-26 | 2026-27 | 2027-28 | Target |
|-------------------------------------|---------|---------|---------|---------|---------|---------|---------|---------|---------|--------|
| Returns to homelessness (that year) | | | | | | | | | | |

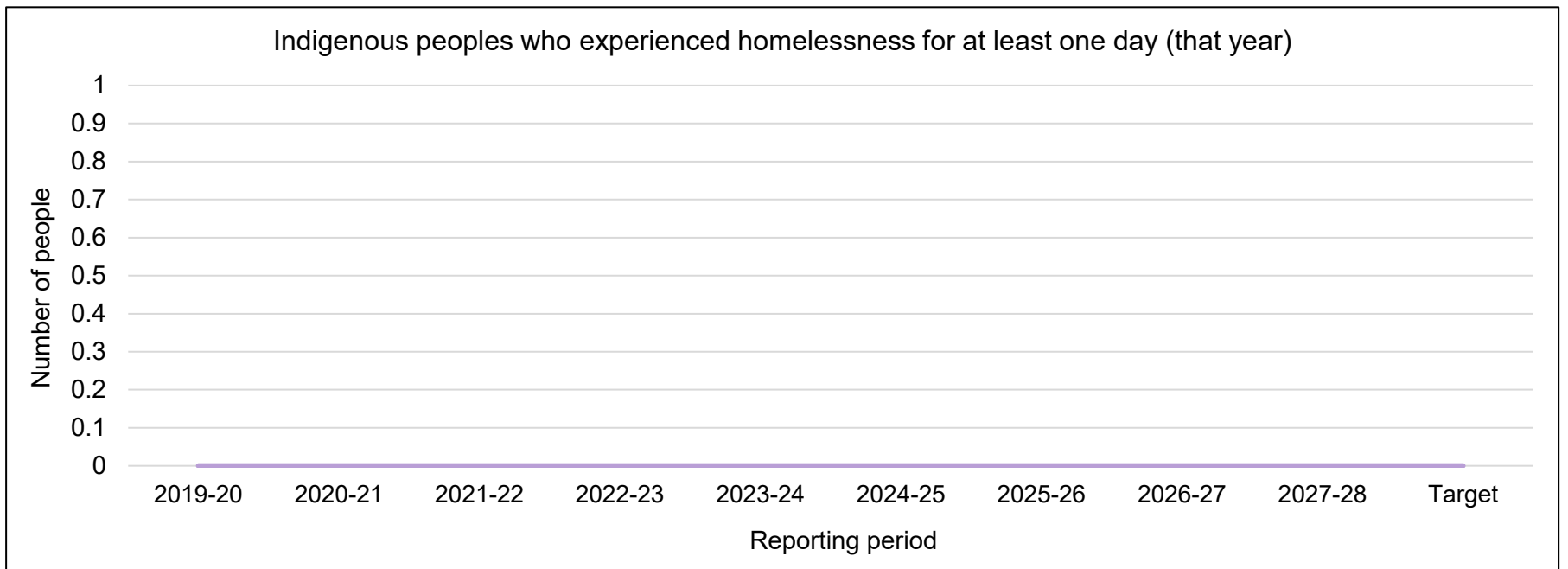


| | |
|--|--|
| | |
| | |
| | |
| | |
| | |

Outcome #4: Fewer Indigenous peoples experience homelessness (Indigenous homelessness is reduced)

Based on the information provided in the Community Homelessness Report, the community does not have to report monthly community-level data for Outcome #4 for the reporting period.

| | 2019-20 | 2020-21 | 2021-22 | 2022-23 | 2023-24 | 2024-25 | 2025-26 | 2026-27 | 2027-28 | Target |
|--|---------|---------|---------|---------|---------|---------|---------|---------|---------|--------|
| Indigenous peoples who experienced homelessness for at least one day (that year) | | | | | | | | | | |



| | |
|--|--|
| | |
| | |
| | |
| | |
| | |

Outcome #5: Fewer people experience chronic homelessness (chronic homelessness is reduced)

Based on the information provided in the Community Homelessness Report, the community does not have to report monthly community-level data for Outcome #5 for the reporting period.

| | 2019-20 | 2020-21 | 2021-22 | 2022-23 | 2023-24 | 2024-25 | 2025-26 | 2026-27 | 2027-28 | Target |
|--|---------|---------|---------|---------|---------|---------|---------|---------|---------|--------|
| People who experienced chronic homelessness for at least one day (that year) | | | | | | | | | | |

