

Here is your new Recycling Container

The Program Basics

Begin using your container the week of March 17, 2008

Set out both containers every week

Set out your recycling container, along with your garbage container by 7am. Remember that the bear bylaw is in effect from April 1 – November 30. Please no containers before 4am.



Do not overfill or compress

All material must be inside the container with the lid completely closed. Overfilled containers will not be picked up.



Clean recyclables

- * Remove lids & caps from all bottles & cans
- * Rinse out bottles & cans
- * Flatten cardboard




What will be accepted?

Materials can be mixed, no sorting required

Paper

Newspapers, magazines, catalogues, phone books, junk mail, cards, office paper, inserts, file folders, envelopes, paper bags, paper egg cartons, hard and soft cover books.



Cardboard

Corrugated cardboard and boxboard. (cereal, detergent, shoe boxes, etc.)




Plastic



All bottles, food tubs and lids with the recycle symbol number 1-7. (milk jugs, yogurt, ice cream, shampoo, laundry detergent, etc.)

Glass

Bottles and jars only (jam, pickle, beverage, etc.)



Metal


Food and beverage containers, lids, caps, aluminum trays and foil.

Please return all refundable beverage containers to local bottle depots.

What will NOT be accepted?

- ✗ NO window glass/dishes
- ✗ NO electronics/cell phones
- ✗ NO styrofoam
- ✗ NO batteries
- ✗ NO light bulbs
- ✗ NO grass/yard waste
- ✗ NO medical waste/needles
- ✗ NO oil/antifreeze containers
- ✗ NO paper products with plastic or foil lamination
- ✗ NO paper products with food contamination
- ✗ NO plastic bags/wrap
- ✗ NO plastic toys
- ✗ NO waxed cardboard
- ✗ NO tires
- ✗ NO scrap metal
- ✗ NO paint cans
- ✗ NO liquids

For more recycling options, go to www.kamloops.ca



Container Placement

Park it, Point it, Space it

How you place your container is very important. Please ensure that parked vehicles do not interfere with the visibility of your container from the street or access for collection.

Park It
Wheels against the curb, or just off the roadway.

Point It
Arrows should point to centre of road.

Space It
Give at least an arm's length of clearance on all sides.

Labels in diagram: CONTAINERS, SIDEWALK, DRIVEWAY, HOUSE, ROAD WITH SIDEWALK, ROAD WITHOUT SIDEWALK.

More Information

Cart Storage

It is the responsibility of the homeowner to identify a secure location on your property for storage of your containers on non-collection days.



Damaged or Missing container?

If your container is stolen or damaged, contact us immediately. We will make arrangements to replace or repair your container. Containers that are stolen or damaged through neglect or misuse will be replaced or repaired at the property owner's expense.

Moving?

Please do NOT take your containers with you. Contact us at 828-3374 and we will make arrangements to have containers delivered to your new residence.



Questions?

Phone: 828-3374

Website: www.kamloops.ca

Email: publicworks@kamloops.ca

Record the serial numbers

This will help us identify your containers if there is a problem.

Garbage Container _____

Recycling Container _____

All containers are property of the City of Kamloops