



Canada's Tournament Capital

2011 General Local Election

UNOFFICIAL RESULTS

Mayor

Candidate Name	Votes	%
Peter Milobar	9,391	48.8%
Dieter Dudy	9,156	47.6%
Gordon Chow	441	2.3%
Brian Arthur Alexander	251	1.3%

Councillor

Candidate Name	Votes	%
Ken Christian	10,880	8.61%
Marg Spina	7,857	6.22%
Tina Lange	7,498	5.94%
Patricia Wallace	7,461	5.91%
Arjun Singh	7,330	5.80%
Nancy Beppe	7,257	5.74%
Donovan Grube Cavers	7,118	5.63%
Nelly Dever	6,852	5.42%
Andy Philpot	6,733	5.33%
Peter Sharp	6,495	5.14%
John De Cicco	6,071	4.80%
Chris Ortner	6,004	4.75%
Brendan Shaw	5,377	4.26%
Bryce Eberle	4,622	3.66%
Dino Bernardo	4,219	3.34%
Brenda Prevost	4,049	3.20%
Dennis Paget	4,020	3.18%
Raymond Nyuli	3,795	3.00%
Chad Moats	2,962	2.34%
Aaron Duczak	2,414	1.91%
Ayren Messmer	2,296	1.81%
Greg Power	2,185	1.73%
John Noakes	2,016	1.59%
Donna Shedeger	709	0.56%

School Trustee

Candidate Name	Votes	%
Annette Glover	9,527	15.49%
Joan Cowden	9,275	15.08%
Gerald Kenyon Watson	8,201	13.34%
Kathleen Karpuk	7,294	11.86%
Meghan Wade	4,965	8.07%
Diane Dosch	3,529	5.74%
Lynda Douglas	3,306	5.37%
Ryan Foster	3,163	5.14%
Mitchell G. Messmer	2,810	4.57%
Acacia Schmietenknop	2,722	4.42%
Tanya Orozco	2,585	4.20%
Boris Gimbarzevsky	2,425	3.94%
Adrian Miller	1,667	2.10%

Report

Eligible Voters:	65,332
Ballots Cast:	19,442
Turnout:	29.75%

**CITY OF KAMLOOPS
GENERAL LOCAL ELECTION - NOVEMBER 19, 2011
BALLOT PAPER ACCOUNT**

MAYOR - ONE TO BE ELECTED


BALLOT ACCOUNTS	Advance	No. 1 Stuart Wood	No. 2 NorKam	No. 3 Lloyd George	No. 4 Arthur Hatton	No. 5 Parkcrest	No. 6 Twin Rivers	No. 7 Westmount	No. 8 Beattie	No. 9 Aberdeen	No. 10 South Sahali	No. 11 Dufferin	No. 12 Valleyview	No. 13 Marion Schilling	No. 14 Dallas	No. 15 R. L. Clemitsen	No. 16 Arthur Stevenson	No. 17 Westsyde Sec.	No. 18 Rayleigh	No. 19 Heffley Creek	Special Voting Opp.	TOTALS
ALEXANDER, Brian Arthur	18	13	40	13	13	19	6	5	13	10	14	4	12	5	7	3	7	11	4	0	34	
CHOW, Gordon	29	26	73	26	25	42	8	14	29	14	20	14	23	6	8	14	18	17	12	2	21	
DUDY, Dieter	720	502	919	634	315	799	219	325	481	633	633	337	429	238	274	316	469	485	214	48	166	
MILOBAR, Peter	899	414	741	476	261	555	211	369	536	848	890	401	641	270	350	244	354	388	220	45	278	

**CITY OF KAMLOOPS
GENERAL LOCAL ELECTION - NOVEMBER 19, 2011
BALLOT PAPER ACCOUNT**

MAYOR - ONE TO BE ELECTED

BALLOT ACCOUNTS	Advance	No. 1 Stuart Wood	No. 2 NorKam	No. 3 Lloyd George	No. 4 Arthur Hatton	No. 5 Parkcrest	No. 6 Twin Rivers	No. 7 Westmount	No. 8 Beattie	No. 9 Aberdeen	No. 10 South Sahali	No. 11 Dufferin	No. 12 Valleyview	No. 13 Marion Schilling	No. 14 Dallas	No. 15 R. L. Clemitsen	No. 16 Arthur Stevenson	No. 17 Westsyde Sec.	No. 18 Rayleigh	No. 19 Heffley Creek	Special Voting Opp.	TOTALS
No. of ballots received by Chief Election Officer																						35,000
No of ballots received by Presiding Election Official	2,500	1,500	2,500	2,000	1,500	2,000	1,500	1,500	2,000	2,500	2,500	1,500	2,000	1,000	1,200	1,300	1,500	1,500	1,000	500	1,500	35,000
No. of ballots given to electors	1,711	1,000	1,856	1,194	637	1,461	461	725	1,093	1,530	1,620	776	1,132	540	658	597	872	921	457	95	525	19,861
No. of ballots for which marks were accepted as valid votes without objection	1,679	968	1,798	1,168	620	1,432	449	720	1,072	1,515	1,578	765	1,119	525	643	584	850	904	452	95	506	19,442
No. of ballots for which marks were accepted as valid votes, subject to objection	-	-	-	-	-	-	-	-	-	-	-	-	-	-	-	-	-	-	-	-	-	-
No. of ballots rejected as invalid without objection	1	2	1	-	-	2	-	-	-	-	2	-	-	1	1	-	-	-	-	-	4	14
No. of ballots rejected as invalid, subject to objection	-	-	-	-	-	-	-	-	-	-	-	-	-	-	-	-	-	-	-	-	-	-
No. of spoiled ballots cancelled and replaced	31	30	57	26	17	27	12	5	21	15	40	11	13	14	14	13	22	17	5	-	15	405
No. of ballots added under Sec. 127(3) of the Local Government Act	-	-	-	-	-	-	-	-	-	-	-	-	-	-	-	-	-	-	-	-	-	-
No. of ballots not accounted for	-	-	-	-	-	-	-	-	-	-	-	-	-	-	-	-	-	-	-	-	-	-
No. of unused ballots	789	500	644	806	863	539	1,039	775	907	970	880	724	868	460	542	703	628	579	543	405	975	15,139

I hereby certify that the vote of the electors of the City of Kamloops taken for MAYOR on November 19, 2011, resulted as shown above. I therefore declare that Peter Miliobar has been elected.


C. M. Kennedy, Chief Election Officer

November 23, 2011
Date

**CITY OF KAMLOOPS
GENERAL LOCAL ELECTION - NOVEMBER 19, 2011
BALLOT PAPER ACCOUNT**

COUNCILLOR - EIGHT TO BE ELECTED


BALLOT ACCOUNTS	Advance	No. 1 Stuart Wood	No. 2 NorKam	No. 3 Lloyd George	No. 4 Arthur Hatton	No. 5 Parkcrest	No. 6 Twin Rivers	No. 7 Westmount	No. 8 Beattie	No. 9 Aberdeen	No. 10 South Sahali	No. 11 Dufferin	No. 12 Valleyview	No. 13 Marion Schilling	No. 14 Dallas	No. 15 R. L. Clemitson	No. 16 Arthur Stevenson	No. 17 Westsyde Sec.	No. 18 Rayleigh	No. 19 Heffley Creek	Special Voting Opp.	TOTALS
BEPPE, Nancy	636	390	701	406	243	572	189	249	404	503	590	303	392	188	214	190	308	350	167	44	218	7,257
BERNARDO, Dino	383	201	355	274	138	267	97	160	287	365	345	182	264	110	170	112	159	188	74	8	80	4,219
CAVERS, Donovan Grube	591	465	609	603	232	484	147	236	416	556	585	288	390	181	177	200	306	325	157	32	138	7,118
CHRISTIAN, Ken	1,045	503	897	606	293	768	233	387	566	865	959	417	751	375	372	346	432	482	268	55	260	10,880
DE CICCO, John	578	302	519	284	167	406	121	207	326	486	506	242	364	194	239	174	283	301	169	35	168	6,071
DEVER, Nelly	645	314	580	359	209	584	183	254	325	493	550	271	428	198	250	238	314	330	152	35	140	6,852
DUCZAK, Aaron	165	82	299	104	96	217	71	107	94	140	156	97	121	51	99	117	138	129	72	18	41	2,414
EBERLE, Bryce	286	265	438	322	180	415	116	178	230	366	347	163	238	113	144	128	247	225	110	24	87	4,622
LANGE, Tina	705	358	581	417	197	456	157	270	436	708	698	302	476	205	263	191	286	356	175	38	223	7,498
MESSMER, Ayren	165	93	267	126	84	181	52	98	95	196	159	93	107	53	70	51	138	154	47	13	54	2,296
MOATS, Chad	253	124	390	138	127	307	96	137	119	166	160	85	138	72	90	81	176	159	73	15	56	2,962
NOAKES, John	155	73	212	88	76	157	62	96	87	199	149	89	90	43	64	56	108	92	51	10	59	2,016
NYULI, Raymond	335	204	318	198	117	203	73	173	222	281	362	148	256	135	103	100	212	216	77	13	49	3,795
ORTNER, Chris	532	314	531	430	203	410	148	193	317	488	491	242	349	196	190	190	245	245	157	32	101	6,004
PAGET, Dennis	337	169	374	234	146	268	76	142	198	439	337	186	204	93	126	140	165	187	101	22	76	4,020
PHILPOT, Andy	570	257	622	360	234	588	157	241	326	495	506	264	425	237	259	205	314	335	171	36	131	6,733
POWER, Greg	138	86	222	123	74	192	54	121	102	129	137	68	141	70	79	68	137	144	51	11	38	2,185
PREVOST, Brenda	286	195	499	223	161	416	100	151	182	224	304	134	212	108	112	118	201	216	115	16	76	4,049
SHARP, Peter	588	281	645	312	207	531	174	241	333	476	525	260	388	164	216	186	276	302	161	35	194	6,495
SHAW, Brendan	405	267	503	280	180	409	124	207	318	398	472	265	327	141	202	142	268	230	114	33	92	5,377
SHEDEGER, Donna	54	31	118	33	43	70	25	31	30	33	36	12	31	19	17	18	30	34	17	6	21	709
SINGH, Arjun	666	401	715	492	253	539	201	258	463	540	580	262	351	193	214	182	313	340	168	26	173	7,330
SPINA, Marg	761	383	724	508	235	532	191	282	444	622	696	305	420	200	235	220	303	393	184	31	188	7,857
WALLACE, Patricia	774	355	655	424	197	490	179	259	408	580	633	264	457	221	270	222	287	345	169	40	232	7,461

**CITY OF KAMLOOPS
GENERAL LOCAL ELECTION - NOVEMBER 19, 2011
BALLOT PAPER ACCOUNT**

COUNCILLOR - EIGHT TO BE ELECTED

BALLOT ACCOUNTS	Advance	No. 1 Stuart Wood	No. 2 NorKam	No. 3 Lloyd George	No. 4 Arthur Hatton	No. 5 Parkcrest	No. 6 Twin Rivers	No. 7 Westmount	No. 8 Beattie	No. 9 Aberdeen	No. 10 South Sahali	No. 11 Dufferin	No. 12 Valleyview	No. 13 Marion Schilling	No. 14 Dallas	No. 15 R. L. Clemitsen	No. 16 Arthur Stevenson	No. 17 Westsyde Sec.	No. 18 Rayleigh	No. 19 Heffley Creek	Special Voting Opp.	TOTALS
No. of ballots received by Chief Election Officer																						35,000
No of ballots received by Presiding Election Official	2,500	1,500	2,500	2,000	1,500	2,000	1,500	1,500	2,000	2,500	2,500	1,500	2,000	1,000	1,200	1,300	1,500	1,500	1,000	500	1,500	35,000
No. of ballots given to electors	1,711	1,000	1,856	1,194	637	1,461	461	725	1,093	1,530	1,620	776	1,132	540	658	597	872	921	457	95	525	19,861
No. of ballots for which marks were accepted as valid votes without objection	1,679	968	1,798	1,168	620	1,432	449	720	1,072	1,515	1,578	765	1,119	525	643	584	850	904	452	95	506	19,442
No. of ballots for which marks were accepted as valid votes, subject to objection	-	-	-	-	-	-	-	-	-	-	-	-	-	-	-	-	-	-	-	-	-	-
No. of ballots rejected as invalid without objection	1	2	1	-	-	2	-	-	-	-	2	-	-	1	1	-	-	-	-	-	4	14
No. of ballots rejected as invalid, subject to objection	-	-	-	-	-	-	-	-	-	-	-	-	-	-	-	-	-	-	-	-	-	-
No. of spoiled ballots cancelled and replaced	31	30	57	26	17	27	12	5	21	15	40	11	13	14	14	13	22	17	5	-	15	405
No. of ballots added under Sec. 127(3) of the Local Government Act	-	-	-	-	-	-	-	-	-	-	-	-	-	-	-	-	-	-	-	-	-	-
No. of ballots not accounted for	-	-	-	-	-	-	-	-	-	-	-	-	-	-	-	-	-	-	-	-	-	-
No. of unused ballots	789	500	644	806	863	539	1,039	775	907	970	880	724	868	460	542	703	628	579	543	405	975	15,139

I hereby certify that the vote of the electors of the City of Kamloops taken for COUNCILLOR on November 19, 2011, resulted as shown above. I therefore declare that Ken Christian, Marg Spina, Tina Lange, Patricia Wallace, Arjun Singh, Nancy Beppe, Donovan Grube Cavers, and Nelly Dever have been elected.



C. M. Kennedy, Chief Election Officer

November 23, 2011

Date

**CITY OF KAMLOOPS
GENERAL LOCAL ELECTION - NOVEMBER 19, 2011
BALLOT PAPER ACCOUNT**

SCHOOL TRUSTEE - FIVE TO BE ELECTED


BALLOT ACCOUNTS	Advance	No. 1 Stuart Wood	No. 2 NorKam	No. 3 Lloyd George	No. 4 Arthur Hatton	No. 5 Parkcrest	No. 6 Twin Rivers	No. 7 Westmount	No. 8 Beattie	No. 9 Aberdeen	No. 10 South Sahali	No. 11 Dufferin	No. 12 Valleyview	No. 13 Marion Schilling	No. 14 Dallas	No. 15 R. L. Clemitsen	No. 16 Arthur Stevenson	No. 17 Westsyde Sec.	No. 18 Rayleigh	No. 19 Heffley Creek	Special Voting Opp.	TOTALS
COWDEN, Joan	853	406	782	570	264	770	232	326	528	708	927	382	487	277	277	234	370	434	205	53	190	9,275
DOSCH, Diane	277	148	346	192	93	287	97	96	191	263	319	144	213	84	127	124	182	176	98	18	54	3,529
DOUGLAS, Lynda	246	124	425	182	131	292	113	127	144	197	209	116	161	76	97	91	193	168	98	21	95	3,306
FOSTER, Ryan	228	137	322	203	111	258	68	135	159	221	236	132	162	86	110	105	165	159	80	22	64	3,163
GIMBARZEVSKY, Boris	124	117	250	144	93	162	70	92	130	178	190	109	138	64	92	67	139	126	65	5	70	2,425
GLOVER, Annette	863	449	842	535	272	677	243	360	530	724	833	354	538	267	296	276	439	518	233	47	231	9,527
KARPUK, Kathleen	666	345	696	402	216	514	171	271	387	579	628	299	443	231	231	209	314	340	156	40	156	7,294
MESSMER, Mitchell G.	189	109	342	132	108	240	89	138	129	181	157	103	119	66	93	62	191	204	67	13	78	2,810
MILLER, Adrian	128	59	213	96	76	125	39	63	71	99	109	63	95	44	46	45	94	81	41	11	69	1,667
OROZCO, Tanya	174	144	261	161	100	231	61	107	125	187	205	94	129	70	87	70	121	135	66	12	45	2,585
SCHMIETENKNOP, Acacia	243	128	295	151	118	215	80	115	133	165	192	91	144	76	91	49	127	155	89	13	52	2,722
WADE, Meghan	402	228	442	299	170	406	130	169	264	392	438	187	278	143	171	138	235	226	104	22	121	4,965
WATSON, Gerald Kenyon	803	380	724	457	248	576	183	316	460	670	735	301	507	260	253	204	350	370	173	42	189	8,201

**CITY OF KAMLOOPS
GENERAL LOCAL ELECTION - NOVEMBER 19, 2011
BALLOT PAPER ACCOUNT**

SCHOOL TRUSTEE - FIVE TO BE ELECTED

BALLOT ACCOUNTS	Advance	No. 1 Stuart Wood	No. 2 NorKam	No. 3 Lloyd George	No. 4 Arthur Hatton	No. 5 Parkcrest	No. 6 Twin Rivers	No. 7 Westmount	No. 8 Beattie	No. 9 Aberdeen	No. 10 South Sahali	No. 11 Dufferin	No. 12 Valleyview	No. 13 Marion Schilling	No. 14 Dallas	No. 15 R. L. Clemitsen	No. 16 Arthur Stevenson	No. 17 Westsyde Sec.	No. 18 Rayleigh	No. 19 Heffley Creek	Special Voting Opp.	TOTALS
No. of ballots received by Chief Election Officer																						35,000
No of ballots received by Presiding Election Official	2,500	1,500	2,500	2,000	1,500	2,000	1,500	1,500	2,000	2,500	2,500	1,500	2,000	1,000	1,200	1,300	1,500	1,500	1,000	500	1,500	35,000
No. of ballots given to electors	1,711	1,000	1,856	1,194	637	1,461	461	725	1,093	1,530	1,620	776	1,132	540	658	597	872	921	457	95	525	19,861
No. of ballots for which marks were accepted as valid votes without objection	1,679	968	1,798	1,168	620	1,432	449	720	1,072	1,515	1,578	765	1,119	525	643	584	850	904	452	95	506	19,442
No. of ballots for which marks were accepted as valid votes, subject to objection	-	-	-	-	-	-	-	-	-	-	-	-	-	-	-	-	-	-	-	-	-	-
No. of ballots rejected as invalid without objection	1	2	1	-	-	2	-	-	-	-	2	-	-	1	1	-	-	-	-	-	4	14
No. of ballots rejected as invalid, subject to objection	-	-	-	-	-	-	-	-	-	-	-	-	-	-	-	-	-	-	-	-	-	-
No. of spoiled ballots cancelled and replaced	31	30	57	26	17	27	12	5	21	15	40	11	13	14	14	13	22	17	5	-	15	405
No. of ballots added under Sec. 127(3) of the Local Government Act	-	-	-	-	-	-	-	-	-	-	-	-	-	-	-	-	-	-	-	-	-	-
No. of ballots not accounted for	-	-	-	-	-	-	-	-	-	-	-	-	-	-	-	-	-	-	-	-	-	-
No. of unused ballots	789	500	644	806	863	539	1,039	775	907	970	880	724	868	460	542	703	628	579	543	405	975	15,139

I hereby certify that the vote of the electors of the City of Kamloops taken for SCHOOL TRUSTEE on November 19, 2011, resulted as shown above. I therefore declare that Annette Glover, Joan Cowden, Gerald Kenyon Watson, Kathleen Karpuk, and Meghan Wade have been elected.



C. M. Kennedy, Chief Election Officer

November 23, 2011

Date